

# The Chicago School of Professional Psychology Employment Outcomes Data 2016

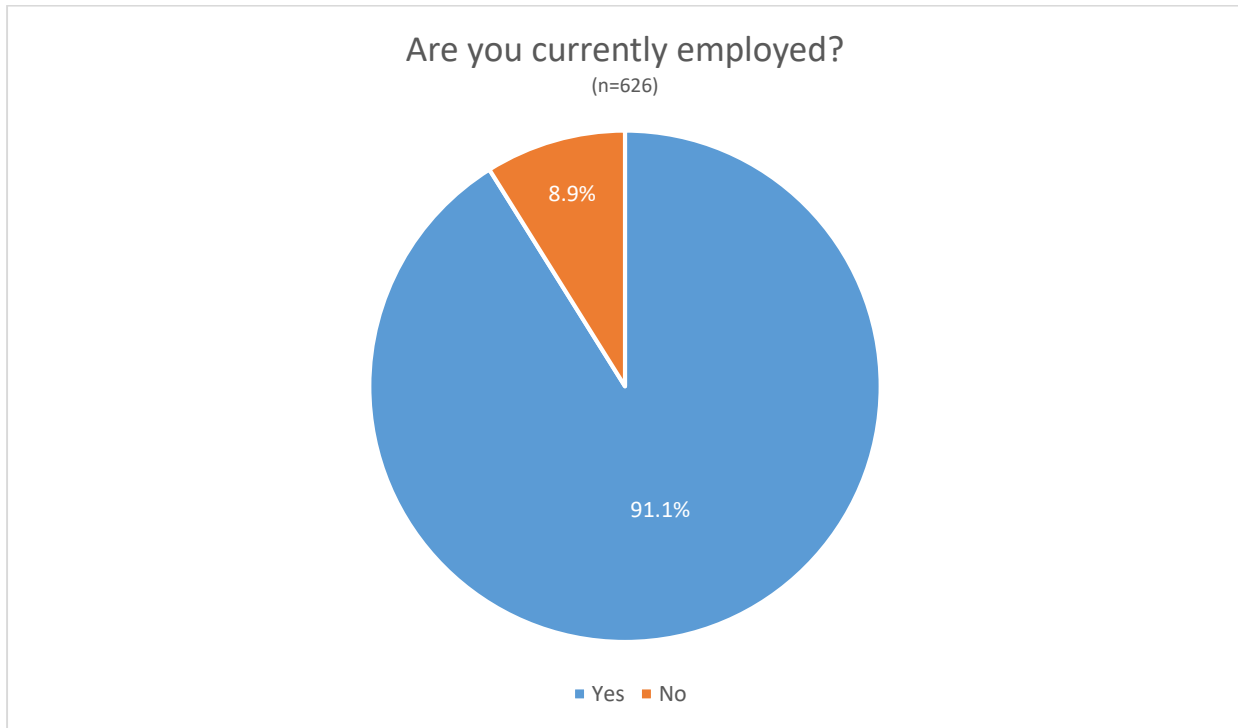


# TCSPP Employment Outcomes Data 2016

## Contents

The Chicago School of Professional Psychology Employment Outcomes Data 2016.....	1
TCSPP Employment Outcomes Data 2016.....	2
Overall TCSPP Respondents .....	3
TCSPP Overall Respondents, 1 Year Post-Graduation (AY 2014-2015).....	6
TCSPP Overall Respondents, 3 Year Post-Graduation (AY 2013-2014).....	9
TCSPP Overall Respondents, 5 Year Post-Graduation (AY 2010-2011).....	12

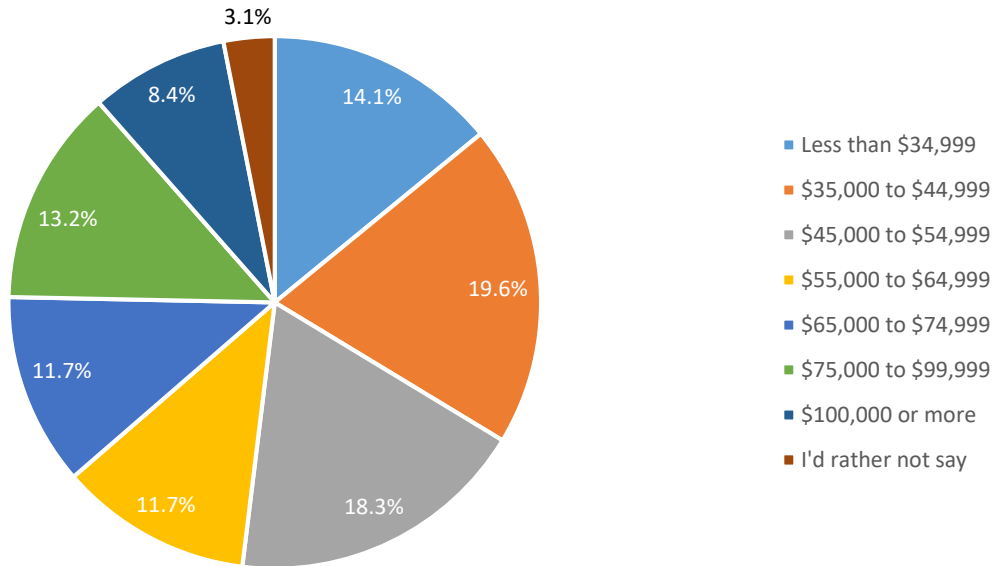
## Overall TCSPS Respondents



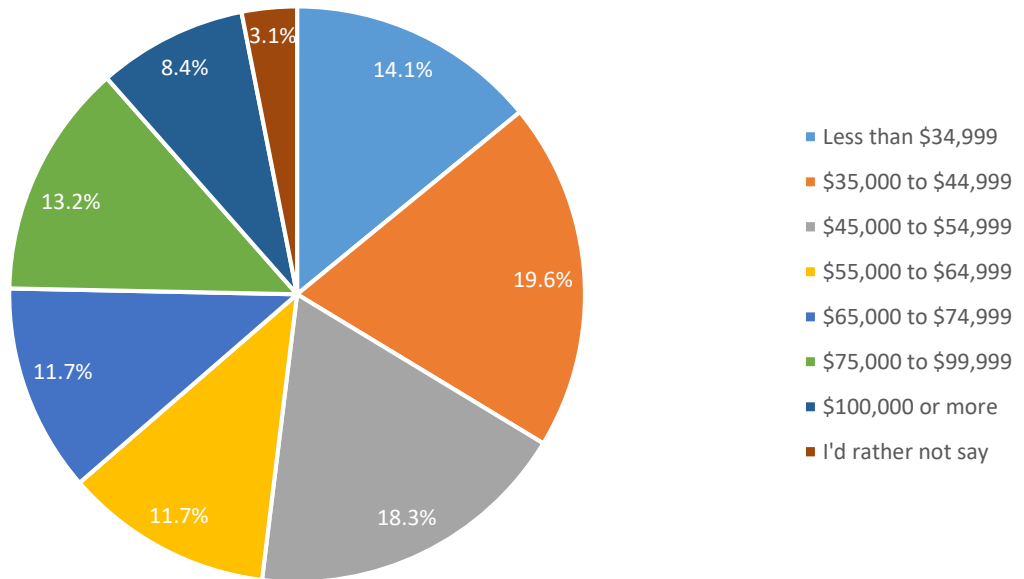
Of the 8.9% of respondents who are not employed, 60% are seeking employment, while 40% are not. Additionally, 7.3% of the not employed respondents are retired.

Of the respondents who are currently employed, 14.7% are self-employed, and 88.7% are working full time. The three primary job settings in which the most respondents are employed are Health Care and Social Assistance (48.4% of respondents), Educational Services (19.7% of respondents), and Professional, Scientific, and Technical Services (10.9% of respondents).

### What is your current annual salary?



### What is your current annual salary?



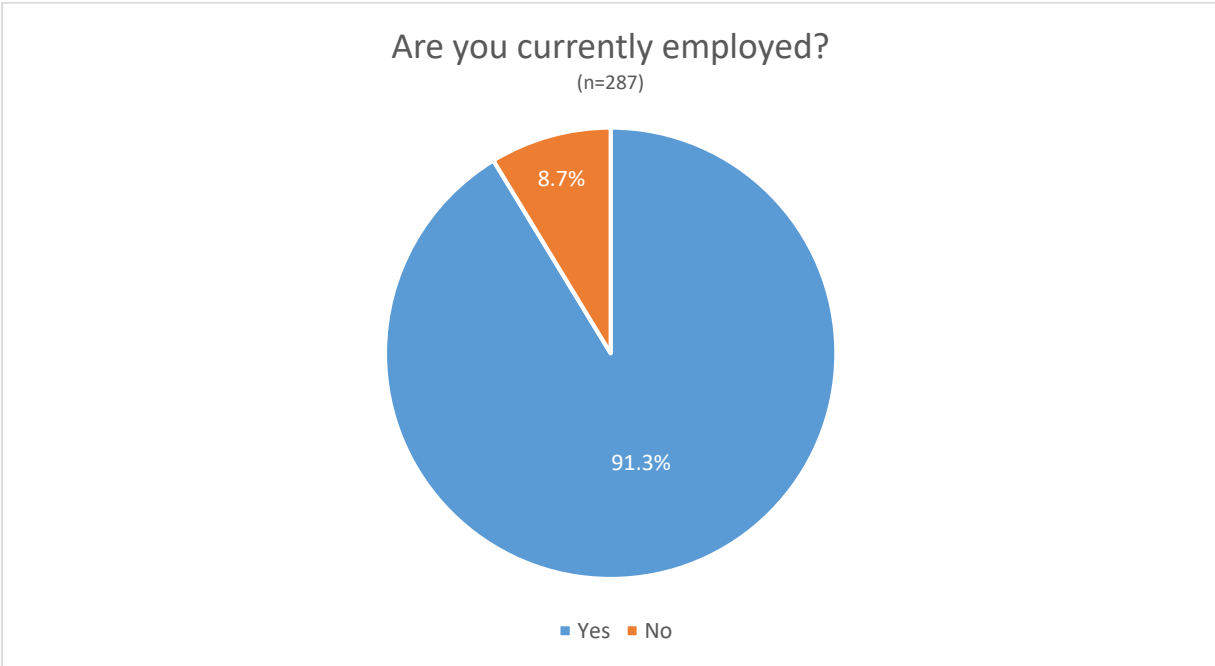
<b>Are you licensed in your field? (asked independent if employed)</b>	<b>%</b>
<b>Yes.</b>	35.5%
<b>No, but I plan to become licensed.</b>	29.5%
<b>No, and I do NOT plan to become licensed.</b>	6.9%
<b>There is no licensure option in my field.</b>	28.1%

<b>Licenses reported by alumni</b>	<b>n=209</b>
Licensed Behavior Analyst (LBA)	4.3%
Licensed Clinical Professional Counselor (LCPC)	7.7%
Licensed Clinical Psychologist/ Licensed Psychologist (LCP/ LP)	19.6%
Licensed Marriage and Family Therapist (LMFT)	5.3%
Licensed Professional Clinical Counselor (LPCC)	0.0%
Licensed Professional Counselor (LPC)	23.5%
Licensed Professional Counselor of Mental Health (LPCMH)	1.0%
Nationally Certified School Psychologist	10.0%
Other (please specify)	27.3%

<b>Are you certified in your field?</b>	<b>%</b>
<b>Yes.</b>	22.0%
<b>No, but I plan to become certified.</b>	26.1%
<b>No, and I do NOT plan to become certified.</b>	11.0%
<b>There is no certification option in my field.</b>	40.9%

<b>What certification(s) do you currently hold?</b>	<b>(n=115)</b>
<b>Board Certified Behavioral Analyst (BCBA or BCBA-D)</b>	25.2%
<b>Nationally Certified Counselor (NCC)</b>	13.9%
<b>Professional in Human Resources (PHR)</b>	3.5%
<b>Project Management Professional (PMP)</b>	0.0%
<b>School Psychology Certificate</b>	21.7%
<b>Senior Professional in Human Resources</b>	2.6%
<b>Six Sigma any belt</b>	3.5%
<b>Other (please specify)</b>	39.1%

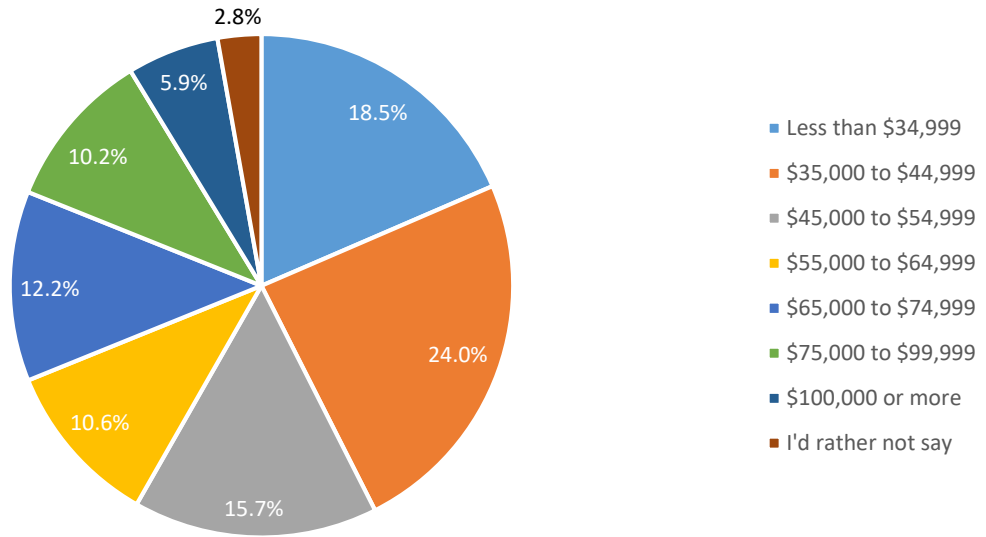
## TCSPP Overall Respondents, 1 Year Post-Graduation (AY 2014-2015)



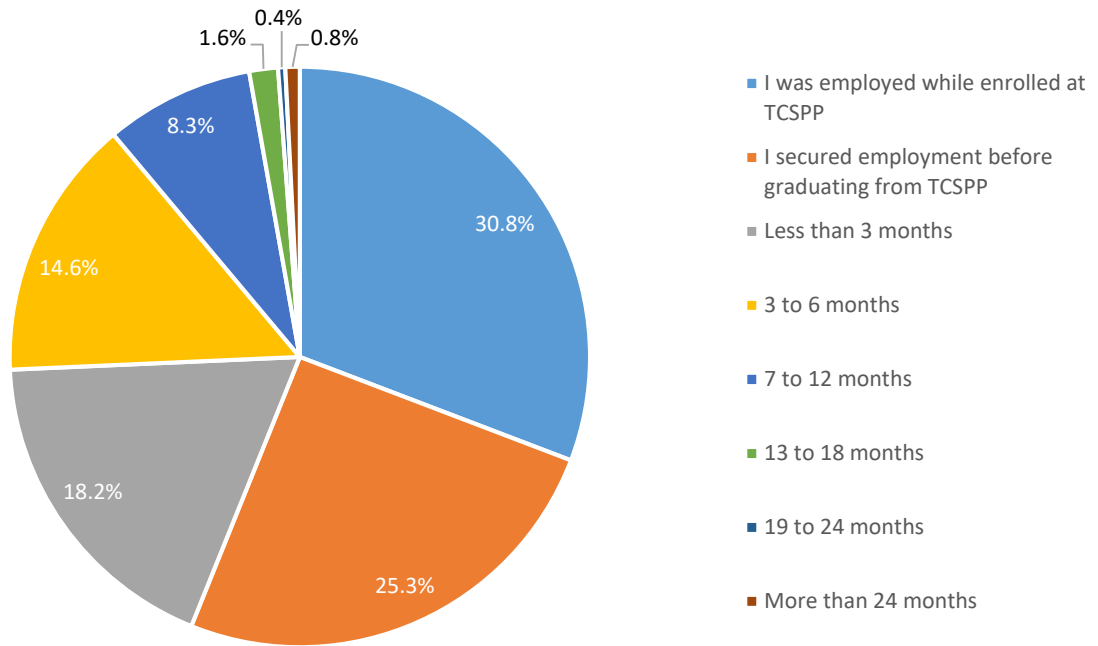
Of the 8.7% of respondents who are not employed, 70.8% are seeking employment, while 29.2% are not. Additionally, 8% of the not employed respondents are retired.

Of the respondents who are currently employed, 11.5% are self-employed, and 89.8% are working full time. The three primary job settings in which the most respondents are employed are Health Care and Social Assistance (47.6% of respondents), Educational Services (20.4% of respondents), and Professional, Scientific, and Technical Services (10.4% of respondents)/Other Services (10.4% of respondents).

### What is your current annual salary?



### How long after graduating did you secure employment?



<b>Are you licensed in your field? (asked independent if employed)</b>	<b>%</b>
<b>Yes.</b>	29.1%
<b>No, but I plan to become licensed.</b>	38.9%
<b>No, and I do NOT plan to become licensed.</b>	4.4%
<b>There is no licensure option in my field.</b>	27.6%
<b>Grand Total</b>	

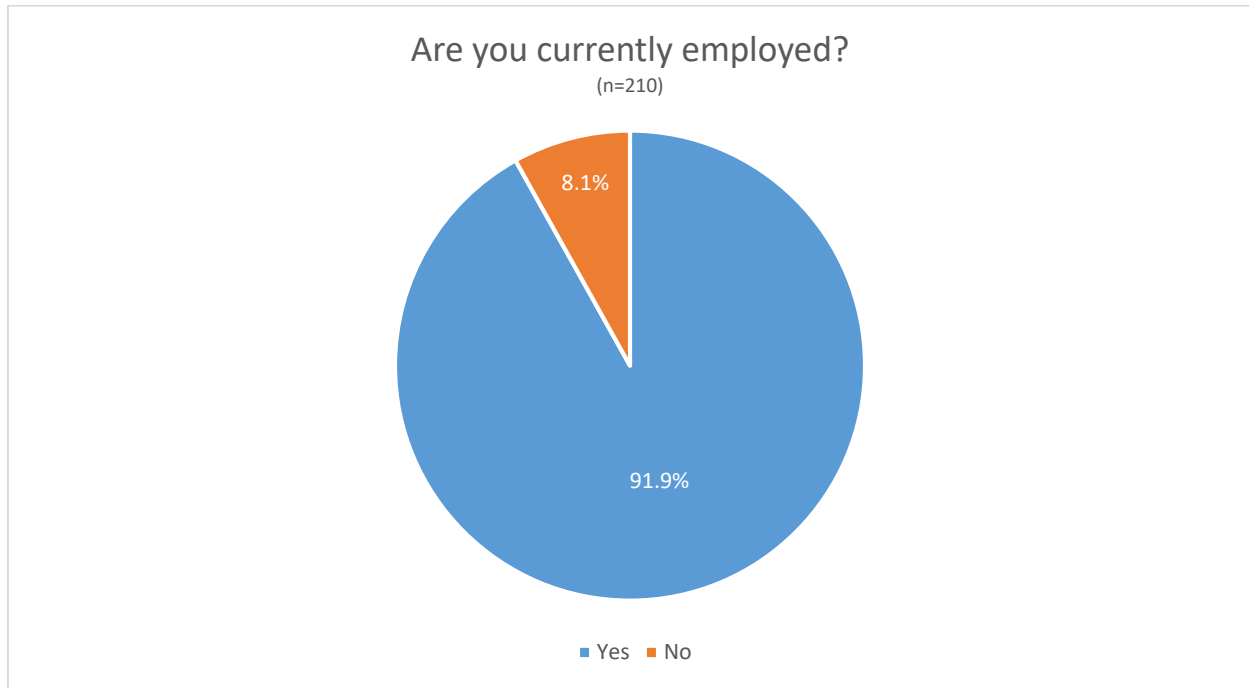
<b>Licenses reported by alumni</b>	<b>(n=79)</b>
Licensed Behavior Analyst (LBA)	6.3%
Licensed Clinical Professional Counselor (LCPC)	0.0%
Licensed Clinical Psychologist/ Licensed Psychologist (LCP/ LP)	8.9%
Licensed Marriage and Family Therapist (LMFT)	2.5%
Licensed Professional Clinical Counselor (LPCC)	0.0%
Licensed Professional Counselor (LPC)	43.0%
Licensed Professional Counselor of Mental Health (LPCMH)	0.0%
Nationally Certified School Psychologist	10.1%
Other (please specify)	38.0%

<b>Are you certified in your field?</b>	<b>%</b>
<b>Yes.</b>	19.5%
<b>No, but I plan to become certified.</b>	31.6%
<b>No, and I do NOT plan to become certified.</b>	7.5%
<b>There is no certification option in my field.</b>	41.4%

<b>What certification(s) do you currently hold?</b>	<b>(n=44)</b>
<b>Board Certified Behavioral Analyst (BCBA or BCBA-D)</b>	34.1%
<b>Nationally Certified Counselor (NCC)</b>	11.4%
<b>Professional in Human Resources (PHR)</b>	2.3%
<b>Project Management Professional (PMP)</b>	0.0%
<b>School Psychology Certificate</b>	18.2%
<b>Senior Professional in Human Resources</b>	4.5%
<b>Six Sigma any belt</b>	0.0%
<b>Other (please specify)</b>	43.2%



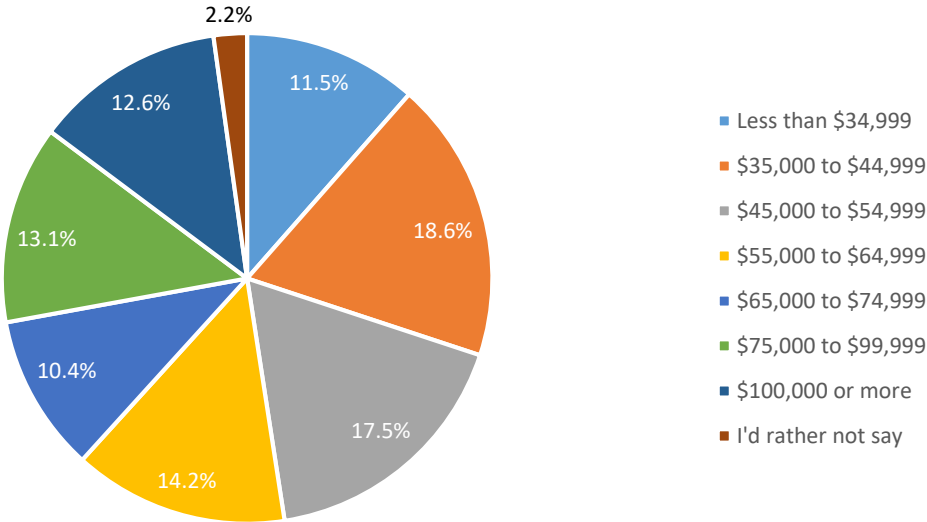
## TCSPP Overall Respondents, 3 Year Post-Graduation (AY 2013-2014)



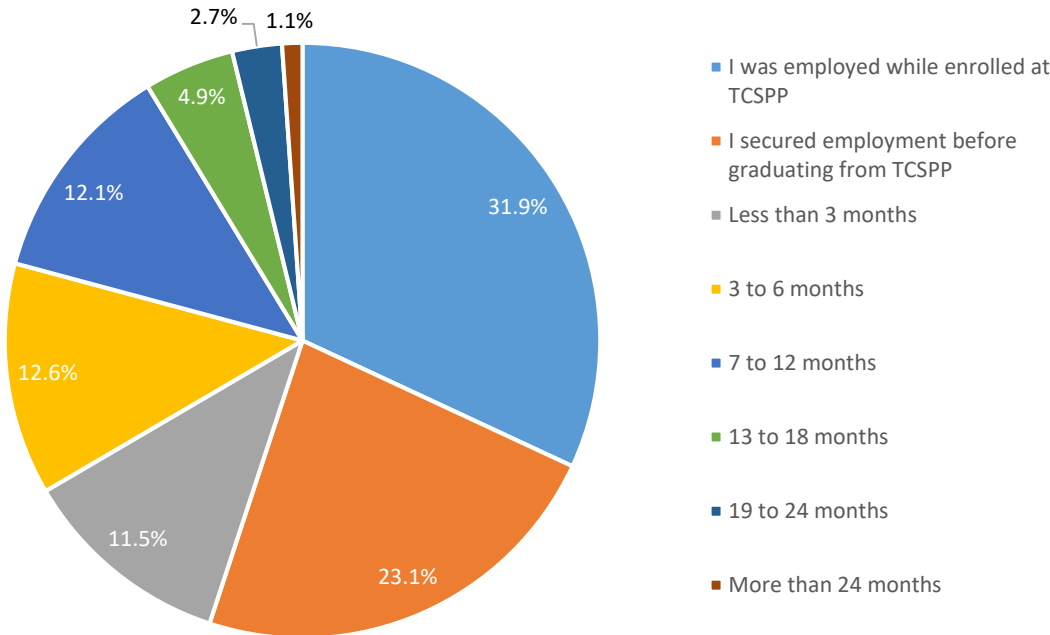
Of the 8.1% of respondents who are not employed, 52.9% are seeking employment, while 47.1% are not. Additionally, 5.9% of the not employed respondents are retired.

Of the respondents who are currently employed, 15.9% are self-employed, and 87.9% are working full time. The three primary job settings in which the most respondents are employed are Health Care and Social Assistance (48.6% of respondents), Educational Services (20.7% of respondents), and Professional, Scientific, and Technical Services (10.1% of respondents).

### What is your current annual salary?



### How long after graduating did you secure employment?



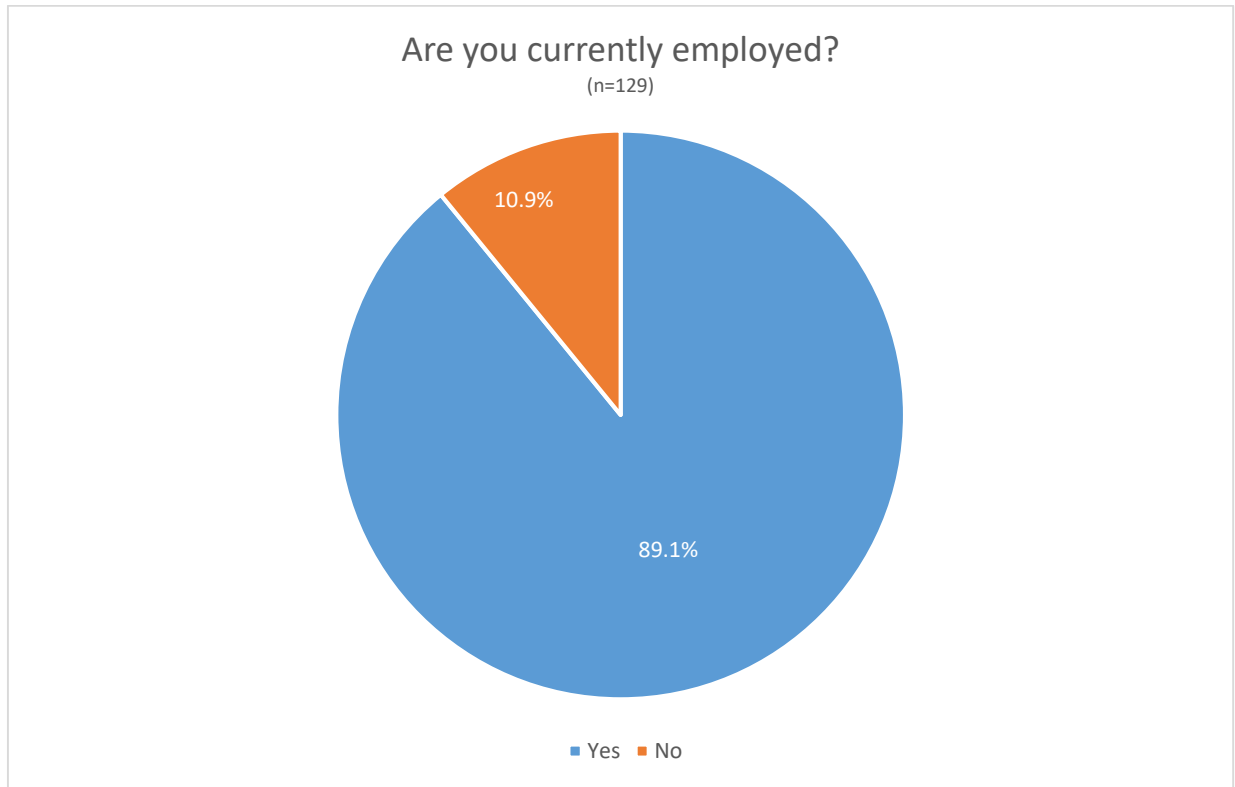
<b>Are you licensed in your field? (asked independent if employed)</b>	<b>%</b>
<b>Yes.</b>	42.6%
<b>No, but I plan to become licensed.</b>	24.9%
<b>No, and I do NOT plan to become licensed.</b>	8.1%
<b>There is no licensure option in my field.</b>	24.4%

<b>Licenses reported by alumni</b>	<b>(n=84)</b>
Licensed Behavior Analyst (LBA)	2.4%
Licensed Clinical Professional Counselor (LCPC)	9.5%
Licensed Clinical Psychologist/ Licensed Psychologist (LCP/ LP)	29.8%
Licensed Marriage and Family Therapist (LMFT)	4.8%
Licensed Professional Clinical Counselor (LPCC)	0.0%
Licensed Professional Counselor (LPC)	34.5%
Licensed Professional Counselor of Mental Health (LPCMH)	0.0%
Nationally Certified School Psychologist	9.5%
Other (please specify)	16.7%

<b>Are you certified in your field?</b>	<b>%</b>
<b>Yes.</b>	24.1%
<b>No, but I plan to become certified.</b>	24.6%
<b>No, and I do NOT plan to become certified.</b>	14.1%
<b>There is no certification option in my field.</b>	37.2%

<b>What certification(s) do you currently hold?</b>	<b>(n=44)</b>
<b>Board Certified Behavioral Analyst (BCBA or BCBA-D)</b>	13.6%
<b>Nationally Certified Counselor (NCC)</b>	20.5%
<b>Professional in Human Resources (PHR)</b>	4.5%
<b>Project Management Professional (PMP)</b>	0.0%
<b>School Psychology Certificate</b>	22.7%
<b>Senior Professional in Human Resources</b>	2.3%
<b>Six Sigma any belt</b>	4.5%
<b>Other (please specify)</b>	38.6%

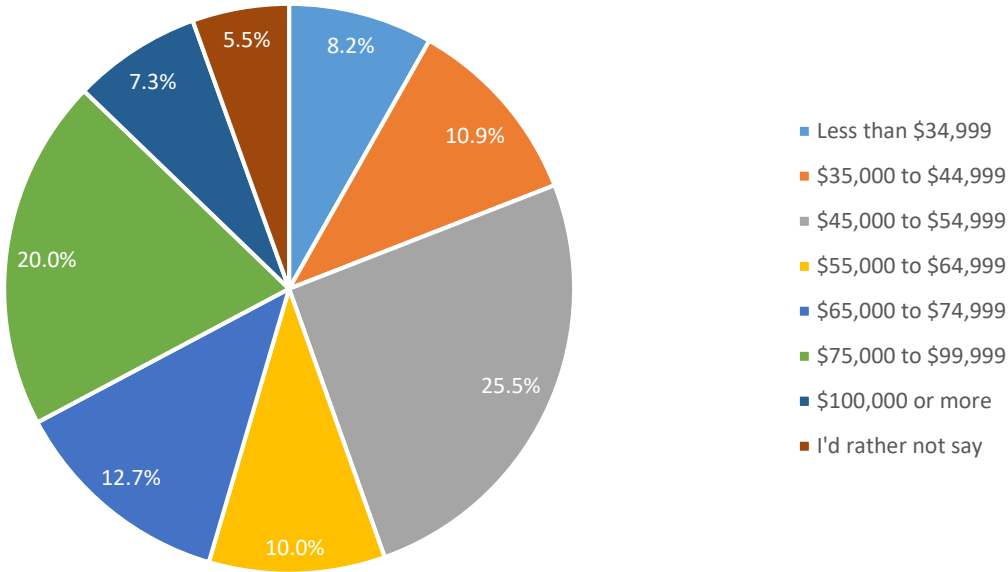
TCSPP Overall Respondents, 5 Year Post-Graduation (AY 2010-2011)



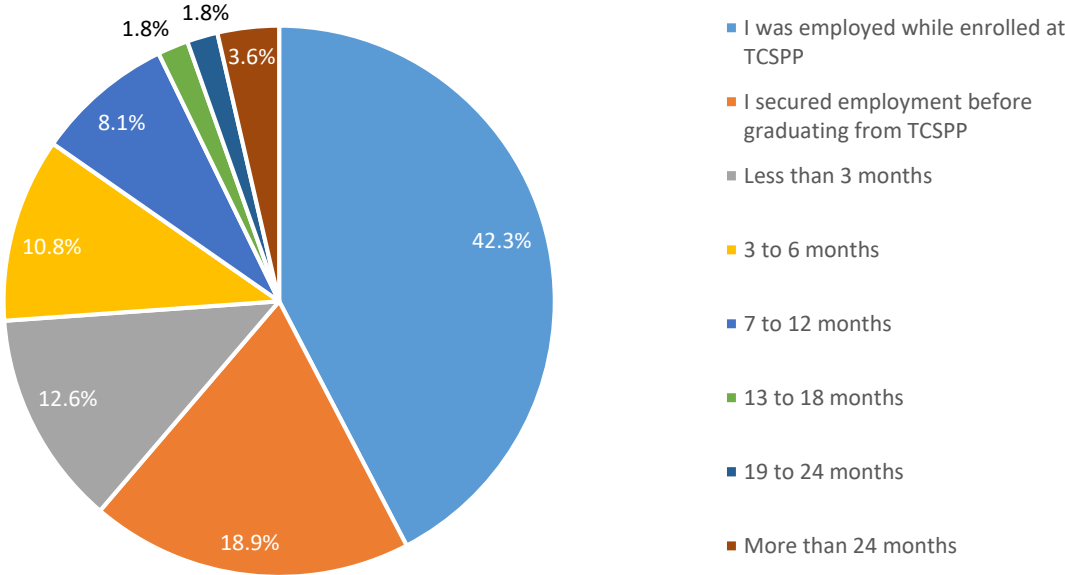
Of the 10.9% of respondents who are not employed, 50% are seeking employment, while 50% are not. Additionally, 7.7% of the not employed respondents are retired.

Of the respondents who are currently employed, 19.8% are self-employed, and 87.4% are working full time. The three primary job settings in which the most respondents are employed are Health Care and Social Assistance (50% of respondents), Educational Services (16.4% of respondents), and Professional, Scientific, and Technical Services (13.6% of respondents).

### What is your current annual salary?



### How long after graduating did you secure employment?



<b>Are you licensed in your field? (asked independent if employed)</b>	<b>%</b>
<b>Yes.</b>	38.5%
<b>No, but I plan to become licensed.</b>	15.6%
<b>No, and I do NOT plan to become licensed.</b>	10.7%
<b>There is no licensure option in my field.</b>	35.2%

<b>Licenses reported by alumni</b>	<b>(n=46)</b>
Licensed Behavior Analyst (LBA)	4.3%
Licensed Clinical Professional Counselor (LCPC)	17.4%
Licensed Clinical Psychologist/ Licensed Psychologist (LCP/ LP)	19.6%
Licensed Marriage and Family Therapist (LMFT)	10.9%
Licensed Professional Clinical Counselor (LPCC)	0.0%
Licensed Professional Counselor (LPC)	15.2%
Licensed Professional Counselor of Mental Health (LPCMH)	4.3%
Nationally Certified School Psychologist	10.9%
Other (please specify)	28.3%

<b>Are you certified in your field?</b>	<b>%</b>
<b>Yes.</b>	23.9%
<b>No, but I plan to become certified.</b>	16.2%
<b>No, and I do NOT plan to become certified.</b>	13.7%
<b>There is no certification option in my field.</b>	46.2%

<b>What certification(s) do you currently hold?</b>	<b>(n=27)</b>
<b>Board Certified Behavioral Analyst (BCBA or BCBA=D)</b>	29.6%
<b>Nationally Certified Counselor (NCC)</b>	7.4%
<b>Professional in Human Resources (PHR)</b>	3.7%
<b>Project Management Professional (PMP)</b>	0.0%
<b>School Psychology Certificate</b>	25.9%
<b>Senior Profesional in Human Resources</b>	0.0%
<b>Six Sigma any belt</b>	7.4%
<b>Other (please specify)</b>	33.3%

