

The Chicago School of Professional Psychology Employment Outcomes Data 2017

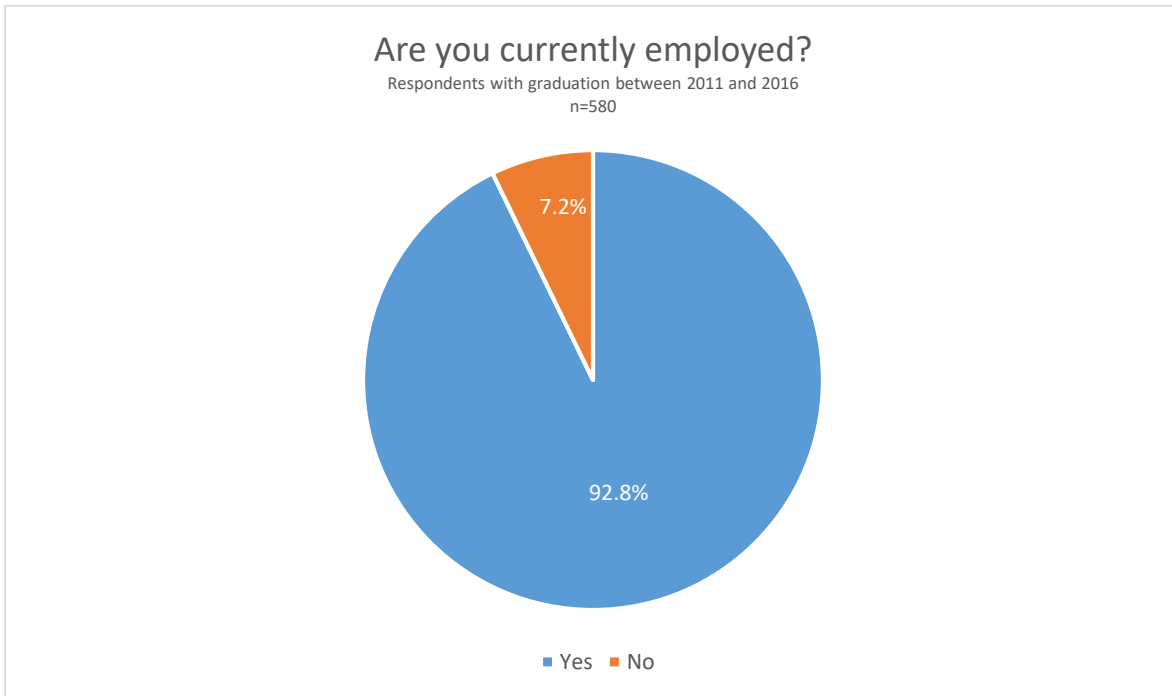


TCSPP Employment Outcomes Data 2017

Contents

The Chicago School of Professional Psychology Employment Outcomes Data 2017	1
TCSPP Employment Outcomes Data 2017	2
Overall TCSPP Respondents	3
TCSPP Overall Respondents, 1 Year Post-Graduation (AY 2015-2016).....	7
TCSPP Overall Respondents, 3 Year Post-Graduation (AY 2013-2014).....	11
TCSPP Overall Respondents, 5 Year Post-Graduation (AY 2011-2012).....	15

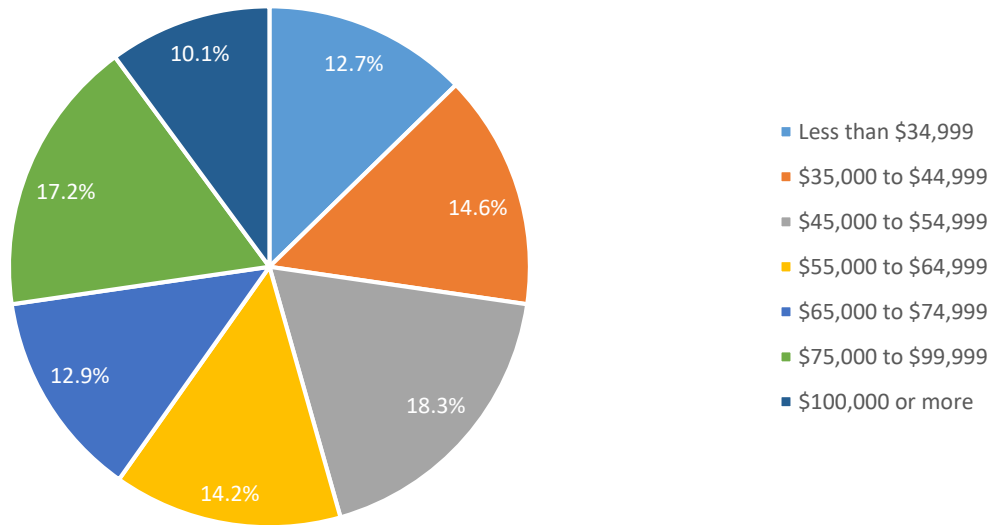
Overall TCSPS Respondents



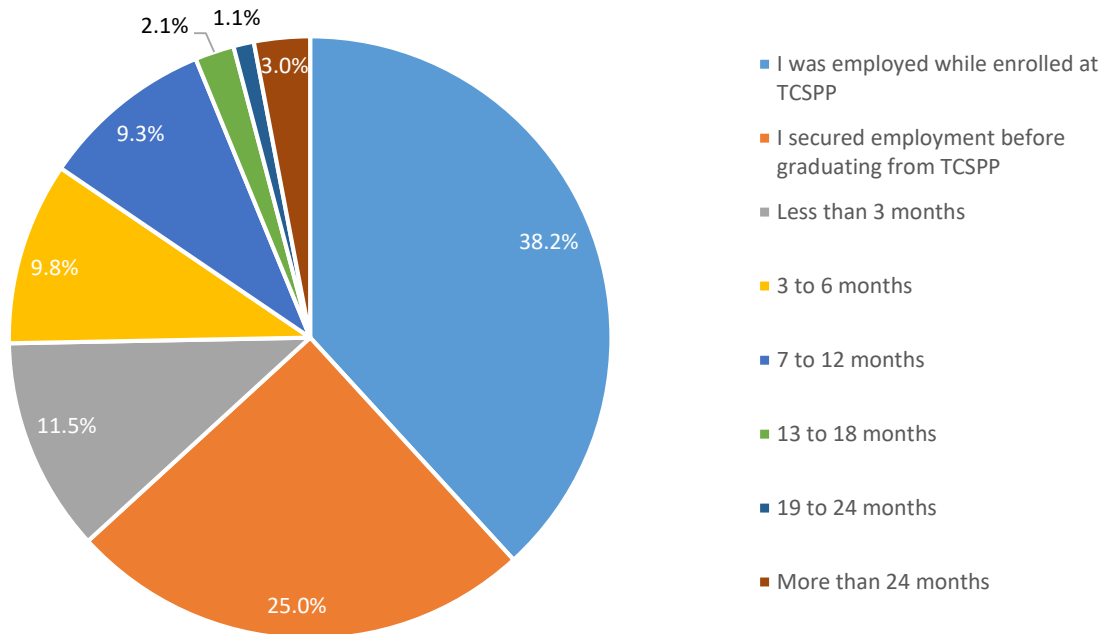
Of the 67.2% of respondents who are not employed, 59.5% are seeking employment, while 40.5% are not. Additionally, 38.1% of the not employed respondents are continuing students, and 7.1% are retired.

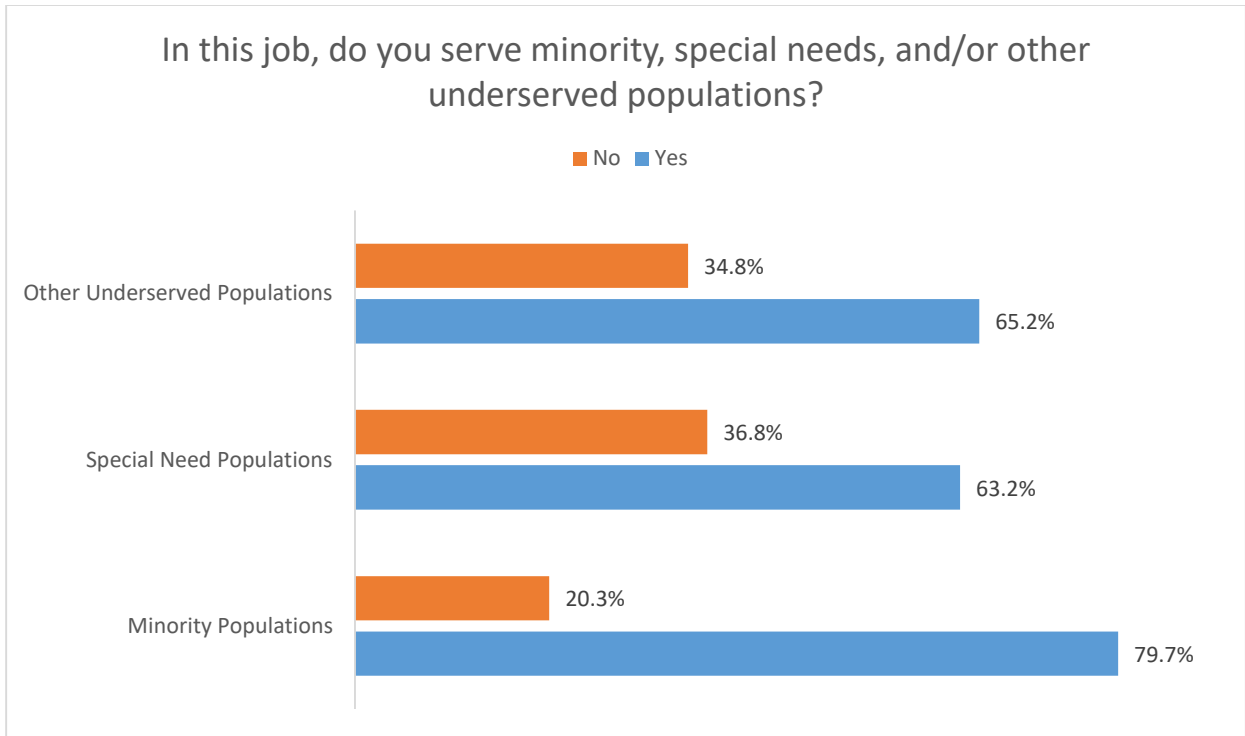
Of the respondents who are currently employed, 80.3% are employed in their field of study, 17.6% are self-employed, and 88.5% are working full time.

What is your current annual salary?



How long after graduating did you secure employment?





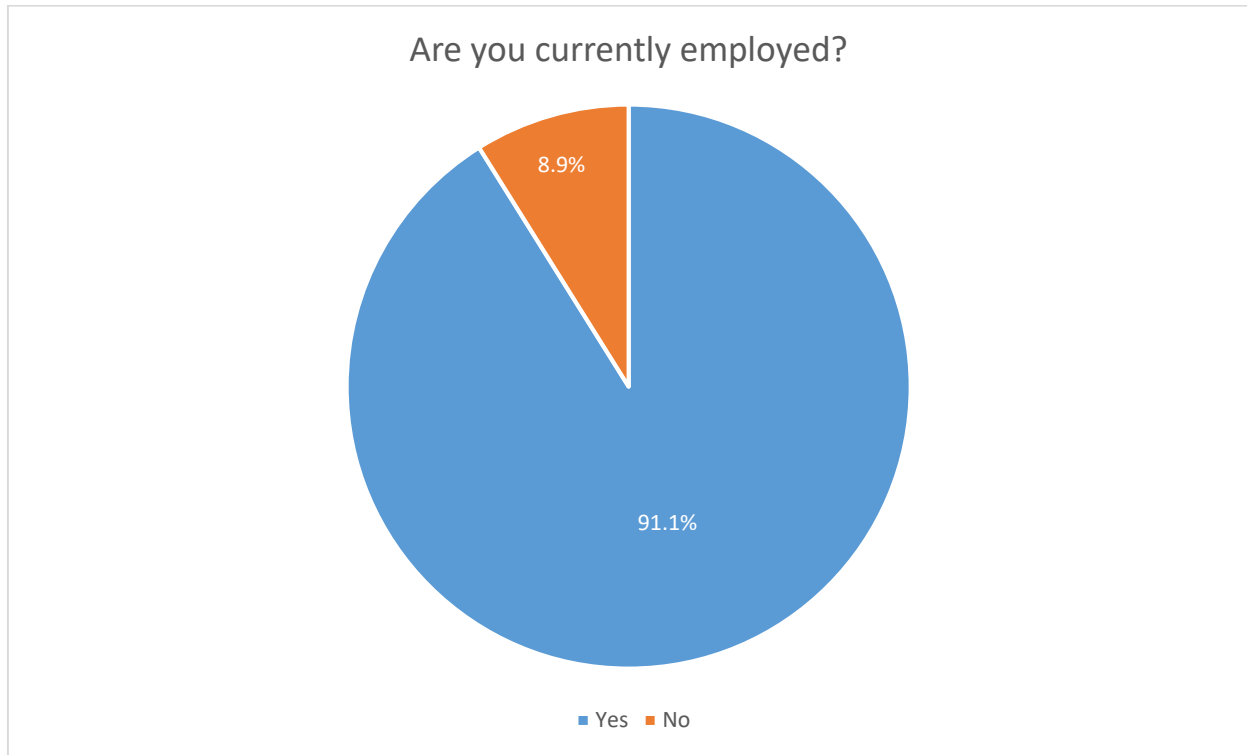
Are you licensed in your field? (asked independent if employed)	%
Yes.	37.3%
No, but I plan to become licensed.	30.6%
No, and I do NOT plan to become licensed.	6.3%
There is no licensure option in my field.	25.8%

Licenses reported by alumni	n=202
Licensed Behavior Analyst (LBA)	3.5%
Licensed Clinical Professional Counselor (LCPC)	9.9%
Licensed Clinical Psychologist/ Licensed Psychologist (LCP/ LP)	25.7%
Licensed Marriage and Family Therapist (LMFT)	3.0%
Licensed Professional Clinical Counselor (LPCC)	0.5%
Licensed Professional Counselor (LPC)	27.2%
Licensed Professional Counselor of Mental Health (LPCMH)	1.0%
Nationally Certified School Psychologist	9.4%
Other (please specify)	26.2%

Are you certified in your field?	%
Yes.	23.6%
No, but I plan to become certified.	28.2%
No, and I do NOT plan to become certified.	14.3%
There is no certification option in my field.	33.9%

What certification(s) do you currently hold?	(n=119)
Board Certified Behavioral Analyst (BCBA or BCBA-D)	26.9%
Nationally Certified Counselor (NCC)	10.9%
Professional in Human Resources (PHR)	5.0%
Project Management Professional (PMP)	3.4%
School Psychology Certificate	18.5%
Senior Professional in Human Resources	0.8%
Six Sigma any belt	0.8%
Other (please specify)	38.7%

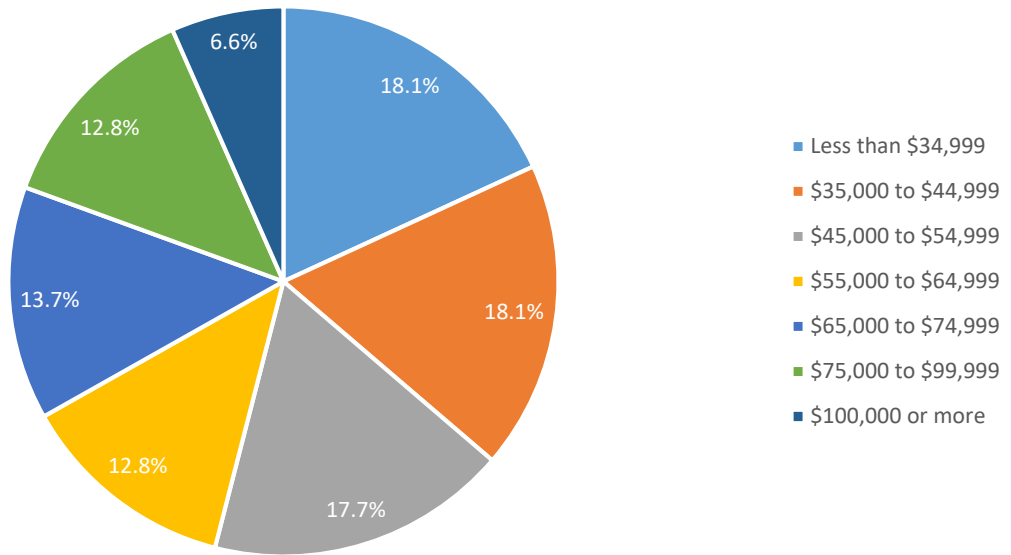
TCSPP Overall Respondents, 1 Year Post-Graduation (AY 2015-2016)



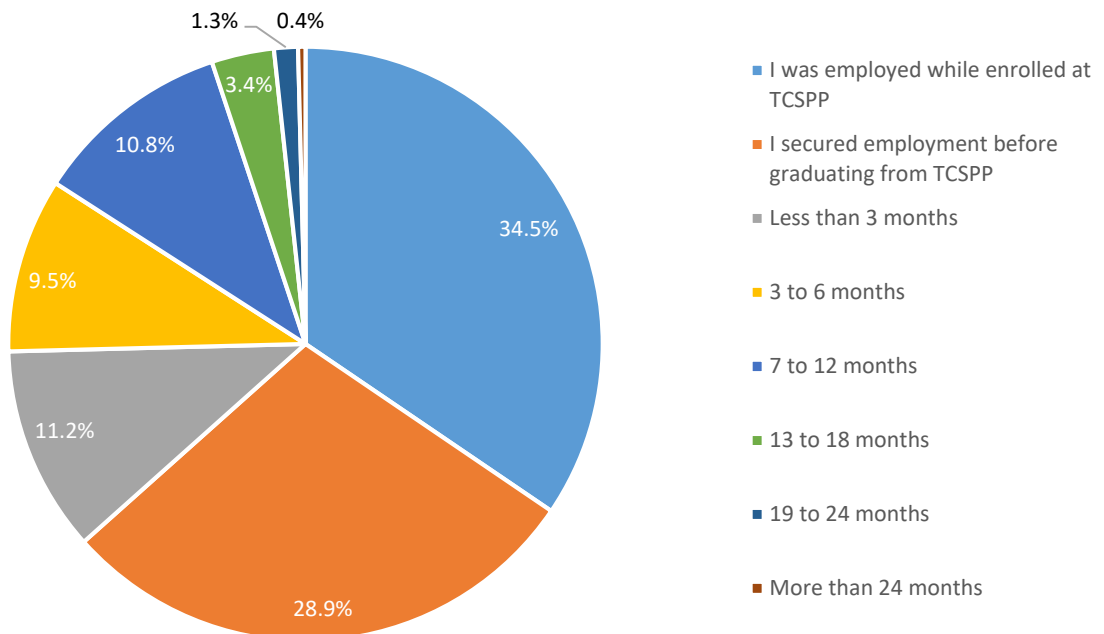
Of the 8.9% of respondents who are not employed, 69.6% are seeking employment, while 30.4% are not. Additionally, 30.4% of the not employed respondents are continuing students, and 4.3% are retired.

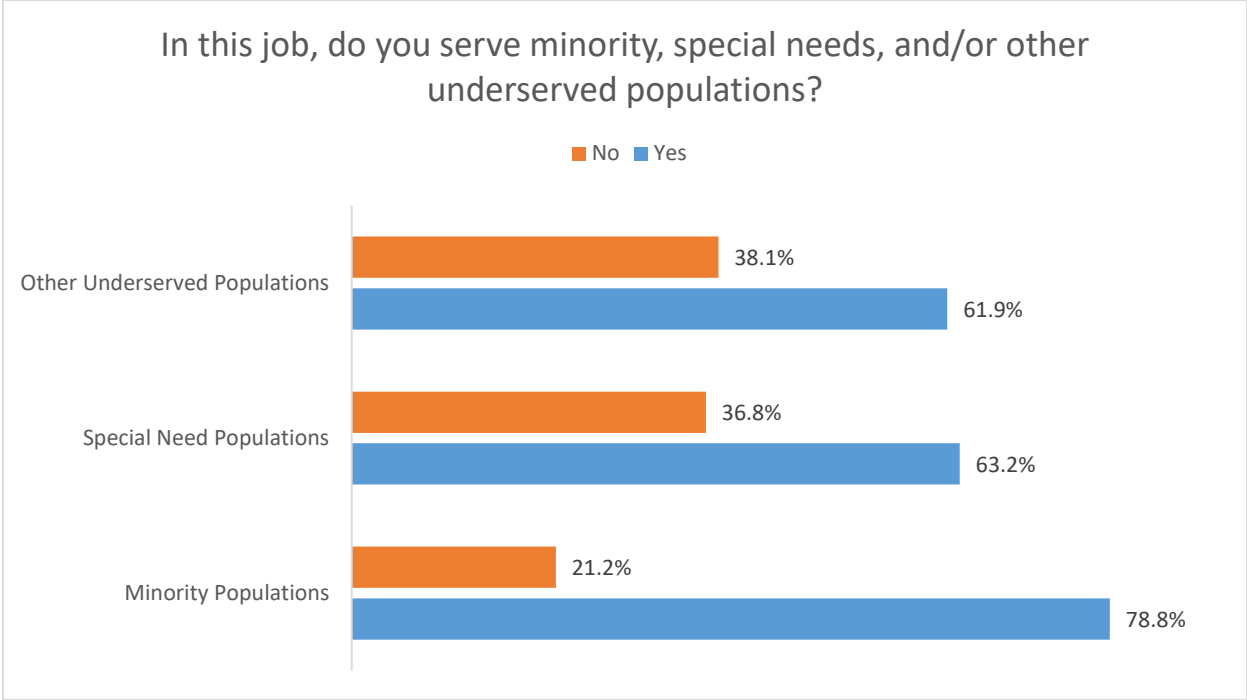
Of the respondents who are currently employed, 82.8% are employed in their field of study, 13.8% are self-employed, and 88.4% are working full time.

What is your current annual salary?



How long after graduating did you secure employment?





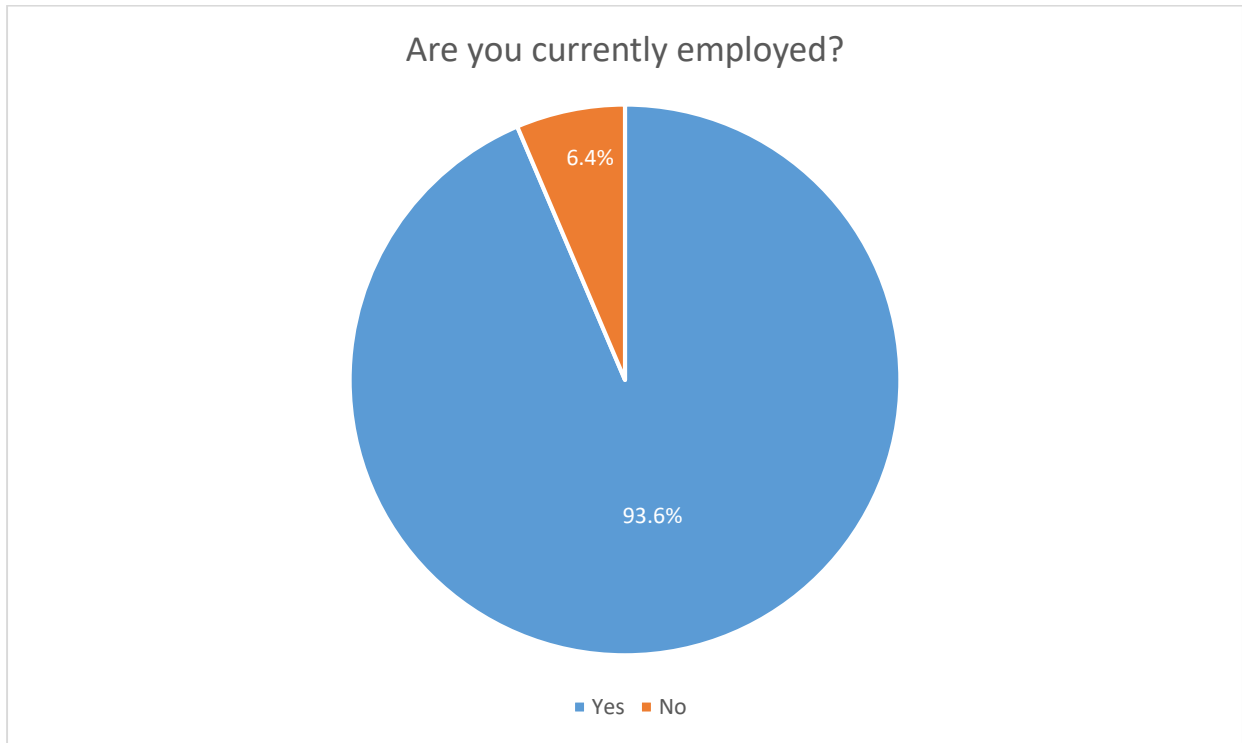
Are you licensed in your field? (asked independent if employed)	%
Yes.	25.5%
No, but I plan to become licensed.	48.2%
No, and I do NOT plan to become licensed.	4.0%
There is no licensure option in my field.	22.3%
Grand Total	

Licenses reported by alumni	(n=61)
Licensed Behavior Analyst (LBA)	1.6%
Licensed Clinical Professional Counselor (LCPC)	6.6%
Licensed Clinical Psychologist/ Licensed Psychologist (LCP/ LP)	13.1%
Licensed Marriage and Family Therapist (LMFT)	3.3%
Licensed Professional Clinical Counselor (LPCC)	0.0%
Licensed Professional Counselor (LPC)	37.7%
Licensed Professional Counselor of Mental Health (LPCMH)	1.6%
Nationally Certified School Psychologist	14.8%
Other (please specify)	31.1%

Are you certified in your field?	%
Yes.	19.1%
No, but I plan to become certified.	37.0%
No, and I do NOT plan to become certified.	8.1%
There is no certification option in my field.	35.8%

What certification(s) do you currently hold?	(n=42)
Board Certified Behavioral Analyst (BCBA or BCBA-D)	26.2%
Nationally Certified Counselor (NCC)	16.7%
Professional in Human Resources (PHR)	4.8%
Project Management Professional (PMP)	2.4%
School Psychology Certificate	21.4%
Senior Professional in Human Resources	0.0%
Six Sigma any belt	0.0%
Other (please specify)	33.3%

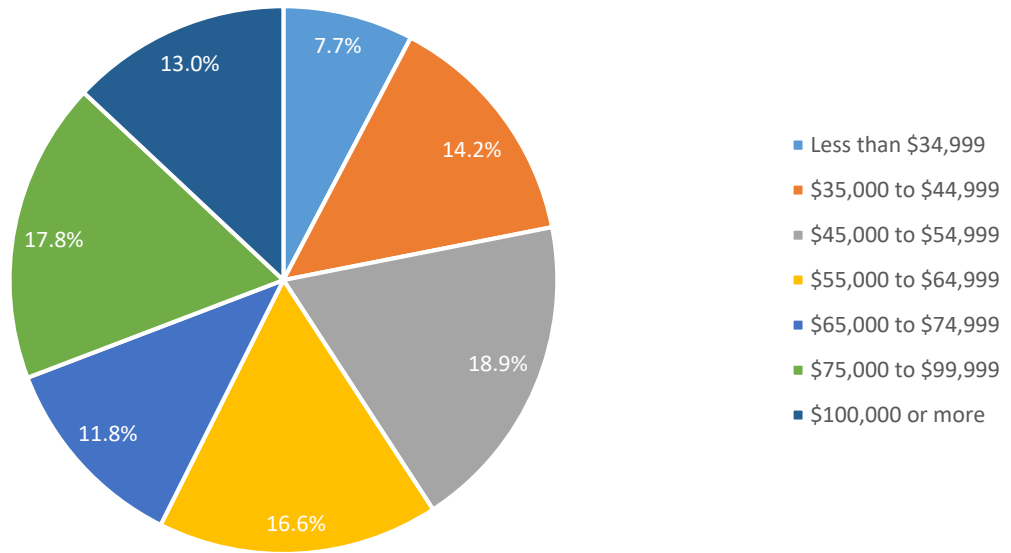
TCSPP Overall Respondents, 3 Year Post-Graduation (AY 2013-2014)



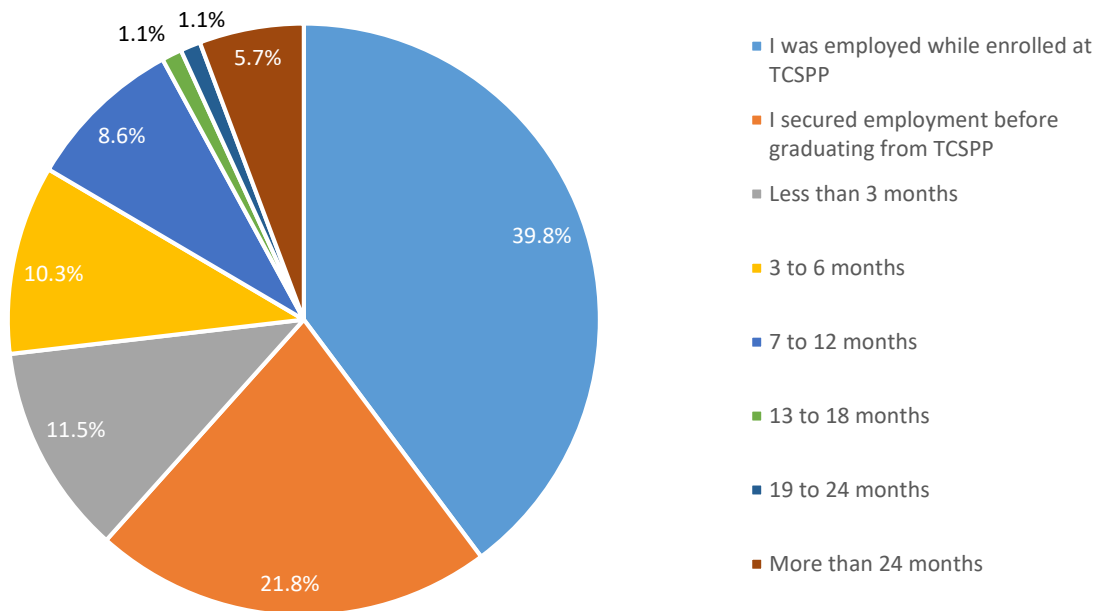
Of the 6.4% of respondents who are not employed, 50% are seeking employment, while 50% are not. Additionally, 33.3% of the not employed respondents are continuing students, and 8.3% are retired.

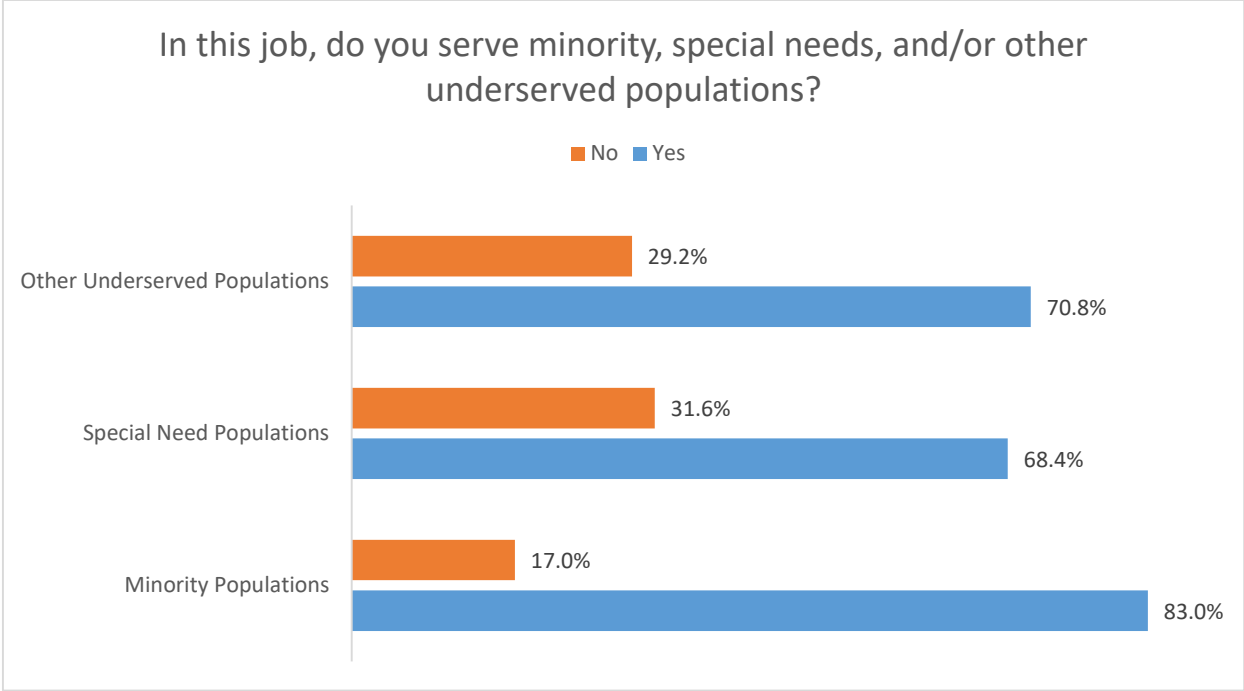
Of the respondents who are currently employed, 81.6% are employed in their field of study, 20.8% are self-employed, and 90.2% are working full time.

What is your current annual salary?



How long after graduating did you secure employment?





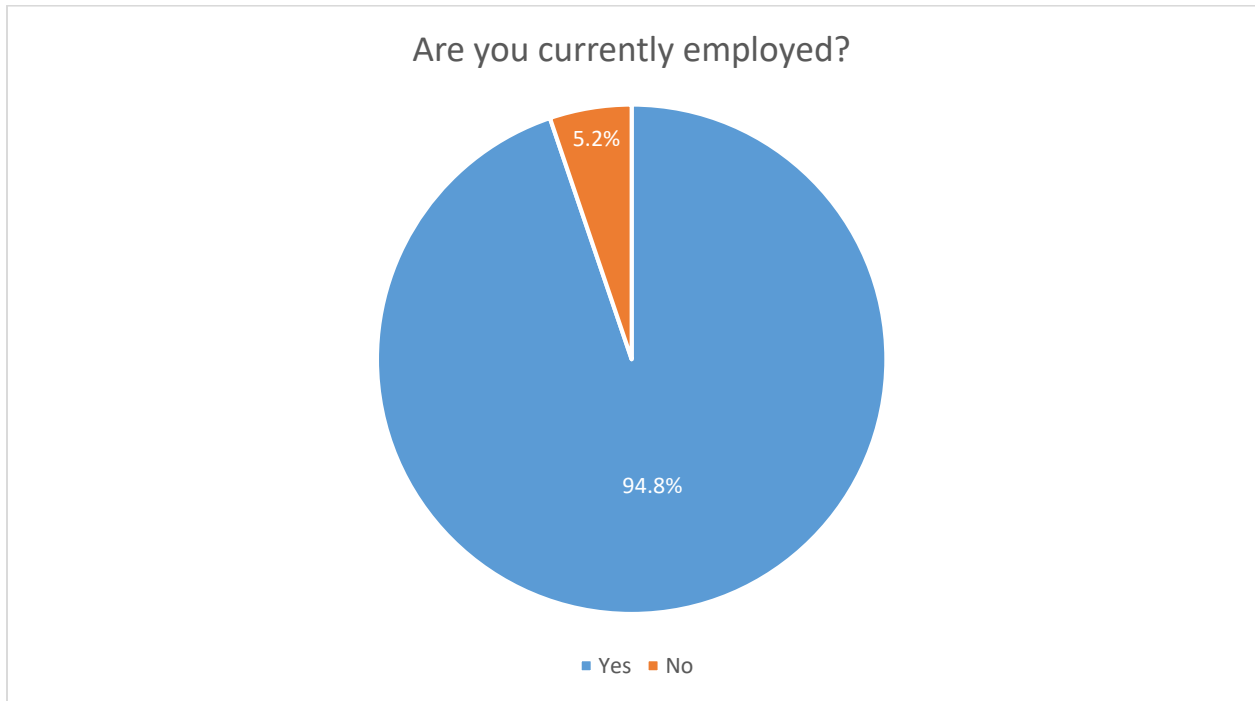
Are you licensed in your field? (asked independent if employed)	%
Yes.	49.5%
No, but I plan to become licensed.	18.5%
No, and I do NOT plan to become licensed.	6.5%
There is no licensure option in my field.	25.5%

Licenses reported by alumni	(n=90)
Licensed Behavior Analyst (LBA)	5.6%
Licensed Clinical Professional Counselor (LCPC)	8.9%
Licensed Clinical Psychologist/ Licensed Psychologist (LCP/ LP)	33.3%
Licensed Marriage and Family Therapist (LMFT)	1.1%
Licensed Professional Clinical Counselor (LPCC)	0.0%
Licensed Professional Counselor (LPC)	27.8%
Licensed Professional Counselor of Mental Health (LPCMH)	0.0%
Nationally Certified School Psychologist	5.6%
Other (please specify)	22.2%

Are you certified in your field?	%
Yes.	27.2%
No, but I plan to become certified.	25.0%
No, and I do NOT plan to become certified.	21.1%
There is no certification option in my field.	26.7%
Grand Total	

What certification(s) do you currently hold?	(n=46)
Board Certified Behavioral Analyst (BCBA or BCBA-D)	37.0%
Nationally Certified Counselor (NCC)	4.3%
Professional in Human Resources (PHR)	4.3%
Project Management Professional (PMP)	2.2%
School Psychology Certificate	13.0%
Senior Professional in Human Resources	0.0%
Six Sigma any belt	2.2%
Other (please specify)	41.3%

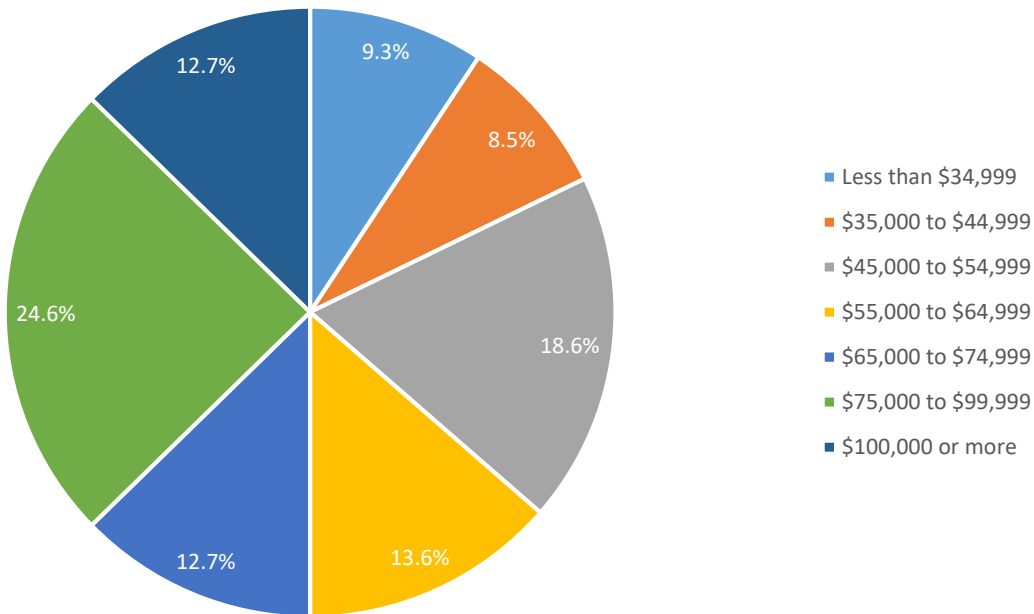
TCSPP Overall Respondents, 5 Year Post-Graduation (AY 2011-2012)



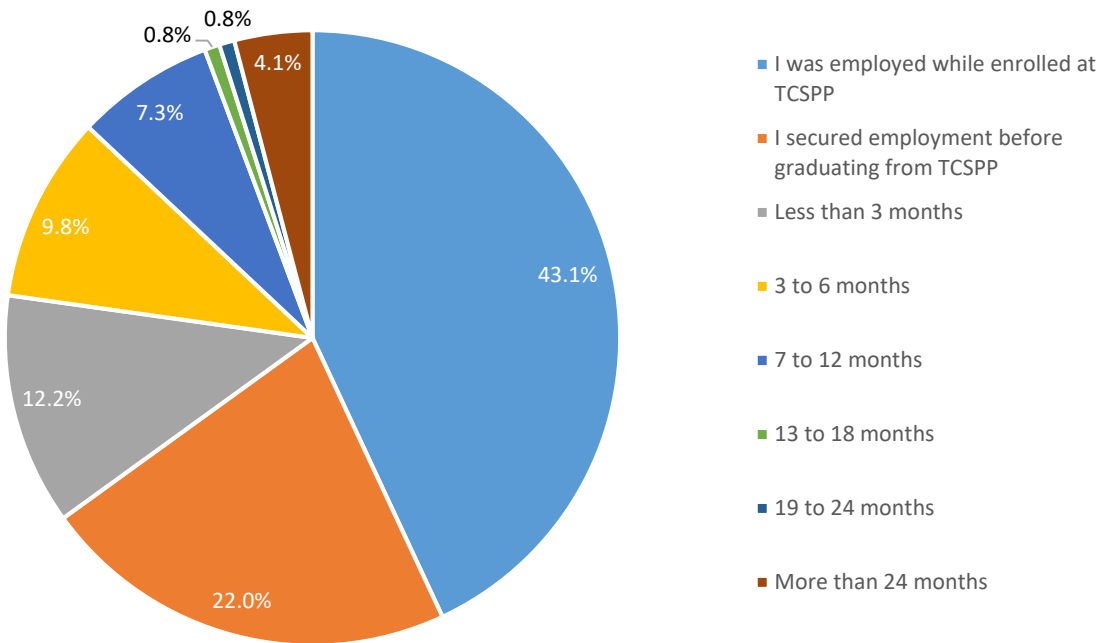
Of the 5.2% of respondents who are not employed, 42.9% are seeking employment, while 57.1% are not. Additionally, 71.4% of the not employed respondents are continuing students, and 14.3% are retired.

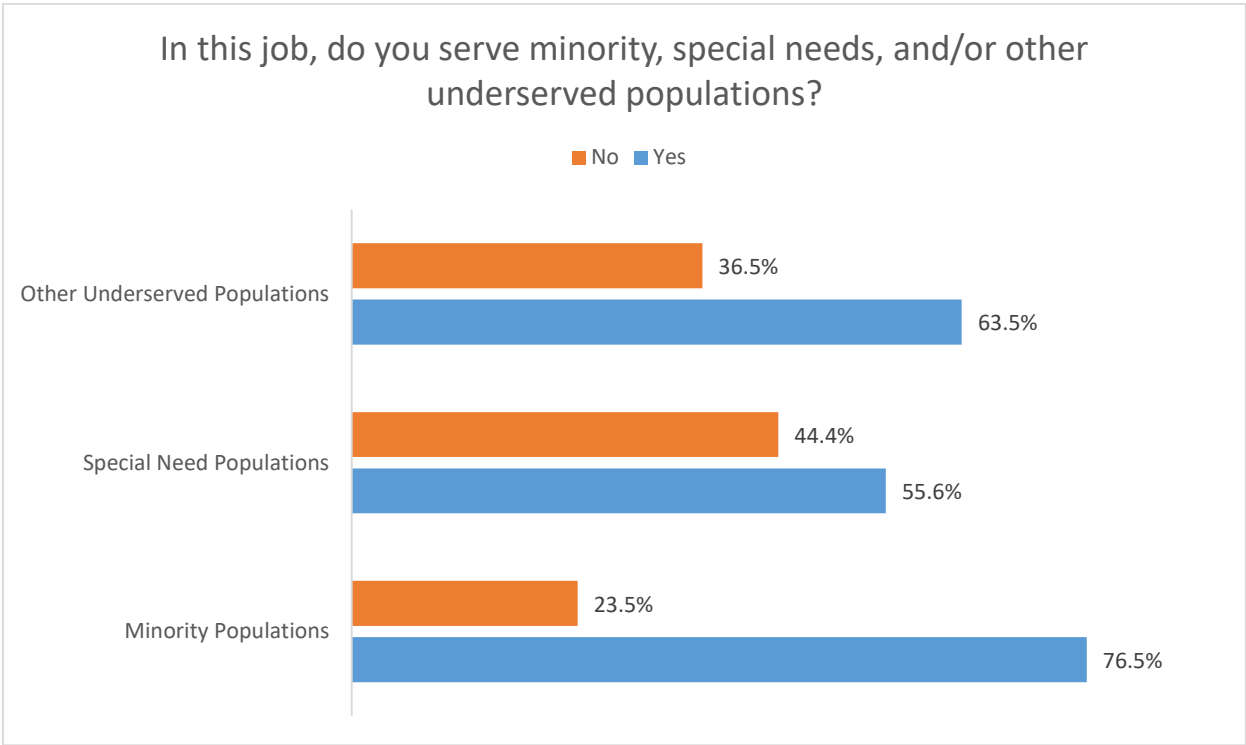
Of the respondents who are currently employed, 74% are employed in their field of study, 20.3% are self-employed, and 86.2% are working full time.

What is your current annual salary?



How long after graduating did you secure employment?





Are you licensed in your field? (asked independent if employed)	%
Yes.	43.1%
No, but I plan to become licensed.	13.0%
No, and I do NOT plan to become licensed.	10.6%
There is no licensure option in my field.	33.3%

Licenses reported by alumni	(n=51)
Licensed Behavior Analyst (LBA)	2.0%
Licensed Clinical Professional Counselor (LCPC)	15.7%
Licensed Clinical Psychologist/ Licensed Psychologist (LCP/ LP)	27.5%
Licensed Marriage and Family Therapist (LMFT)	5.9%
Licensed Professional Clinical Counselor (LPCC)	2.0%
Licensed Professional Counselor (LPC)	13.7%
Licensed Professional Counselor of Mental Health (LPCMH)	2.0%
Nationally Certified School Psychologist	9.8%
Other (please specify)	27.5%

Are you certified in your field?	%
Yes.	27.5%
No, but I plan to become certified.	15.0%
No, and I do NOT plan to become certified.	16.7%
There is no certification option in my field.	40.8%
Grand Total	

What certification(s) do you currently hold?	(n=31)
Board Certified Behavioral Analyst (BCBA or BCBA-D)	12.9%
Nationally Certified Counselor (NCC)	12.9%
Professional in Human Resources (PHR)	6.5%
Project Management Professional (PMP)	6.5%
School Psychology Certificate	22.6%
Senior Professional in Human Resources	3.2%
Six Sigma any belt	0.0%
Other (please specify)	41.9%