

The Chicago School of Professional Psychology Employment Outcomes Data 2018

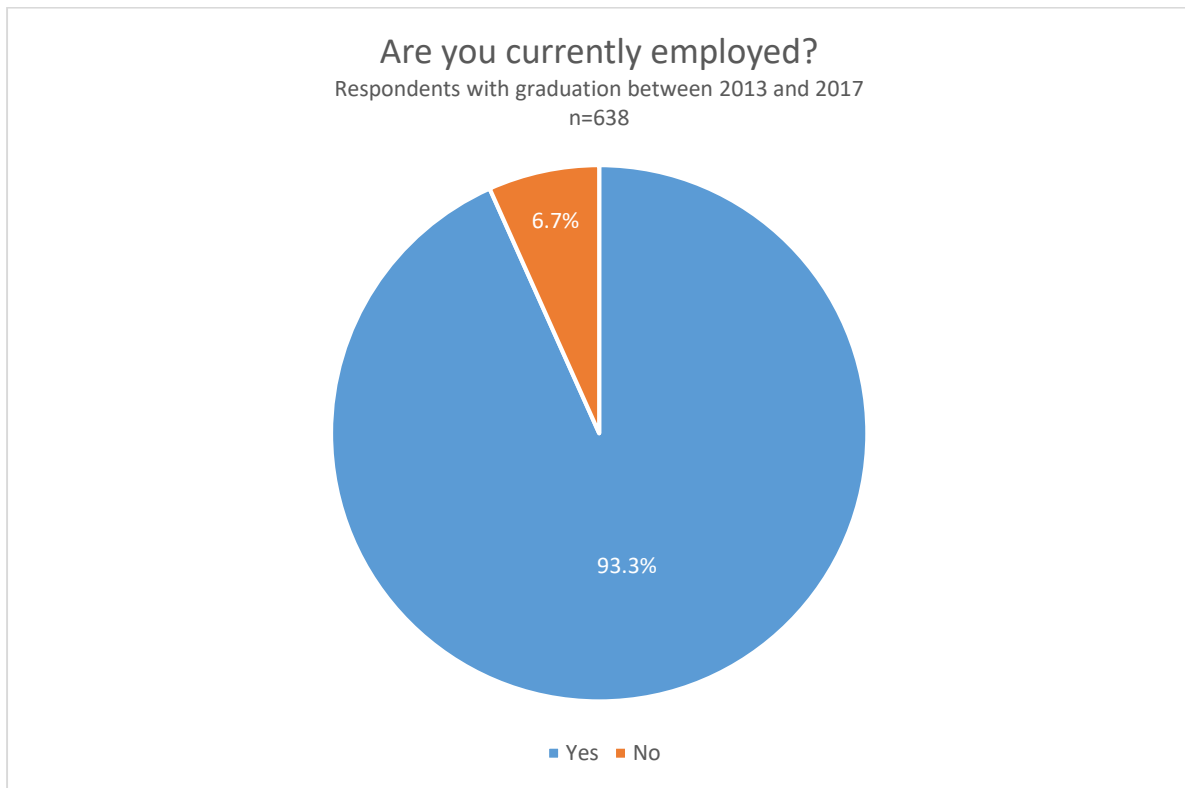


TCSPP Employment Outcomes Data 2018

Contents

TCSPP Employment Outcomes Data 2018.....	2
Overall TCSPP Respondents.....	3
TCSPP Overall Respondents, 1 Year Post-Graduation (AY 2017-2018).....	7
TCSPP Overall Respondents, 3 Year Post-Graduation (AY 2015-2016).....	11
TCSPP Overall Respondents, 5 Year Post-Graduation (AY 2013-2014).....	15
Overall TCSPP-Chicago Respondents.....	19
Overall TCSPP-Irvine Respondents.....	23
Overall TCSPP-Los Angeles Respondents.....	27
Overall TCSPP-Online Respondents.....	31
Overall TCSPP-Washington, DC Respondents.....	35

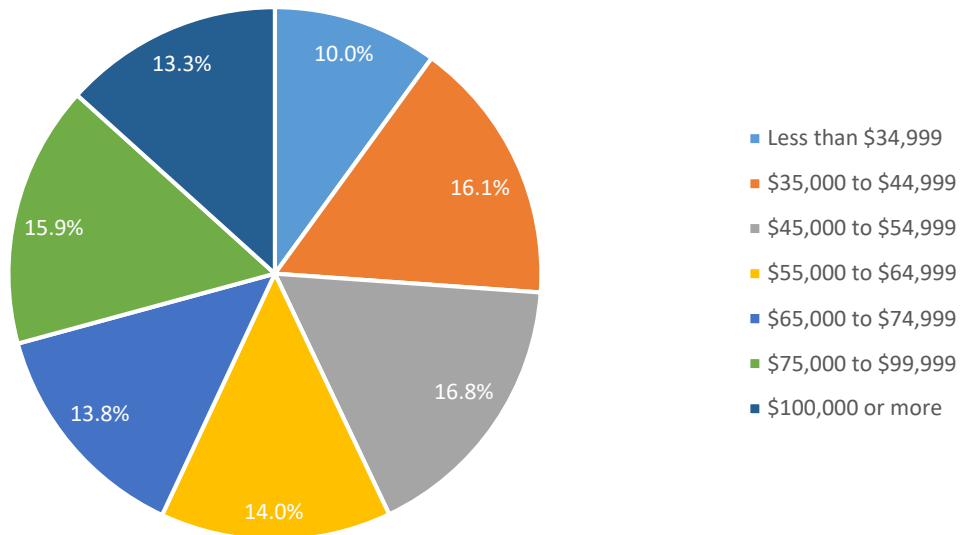
Overall TCSPP Respondents



Of the 6.7% of respondents who are not employed, 73.8% are seeking employment, while 26.2% are not. Additionally, 34.9% of the not employed respondents are continuing students, and 2.3% are retired.

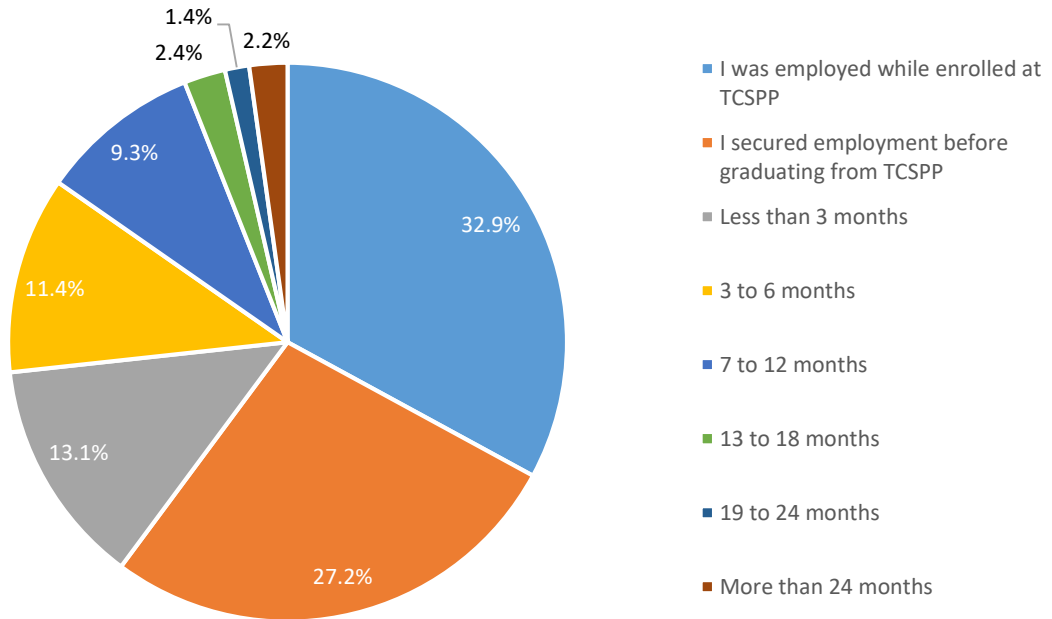
Of the respondents who are currently employed, 84.7% are employed in their field of study, 20.6% are self-employed, and 88.6% are working full time.

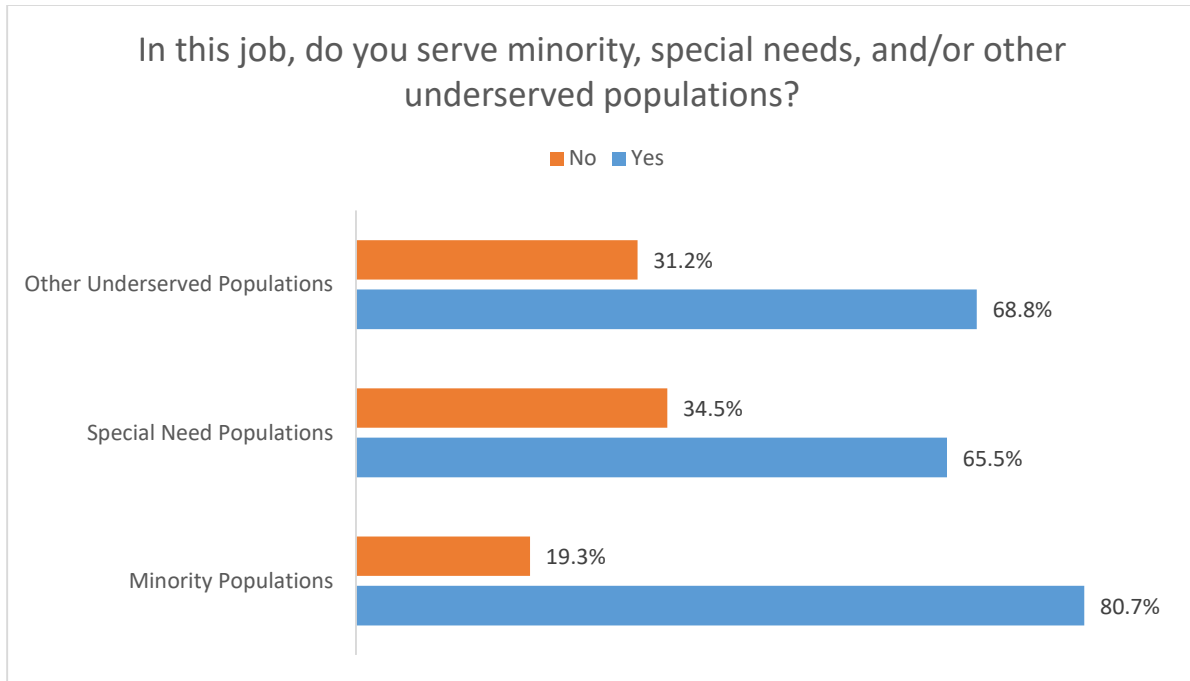
What is your current annual salary?



How long after graduating did you secure employment?

(n=578)





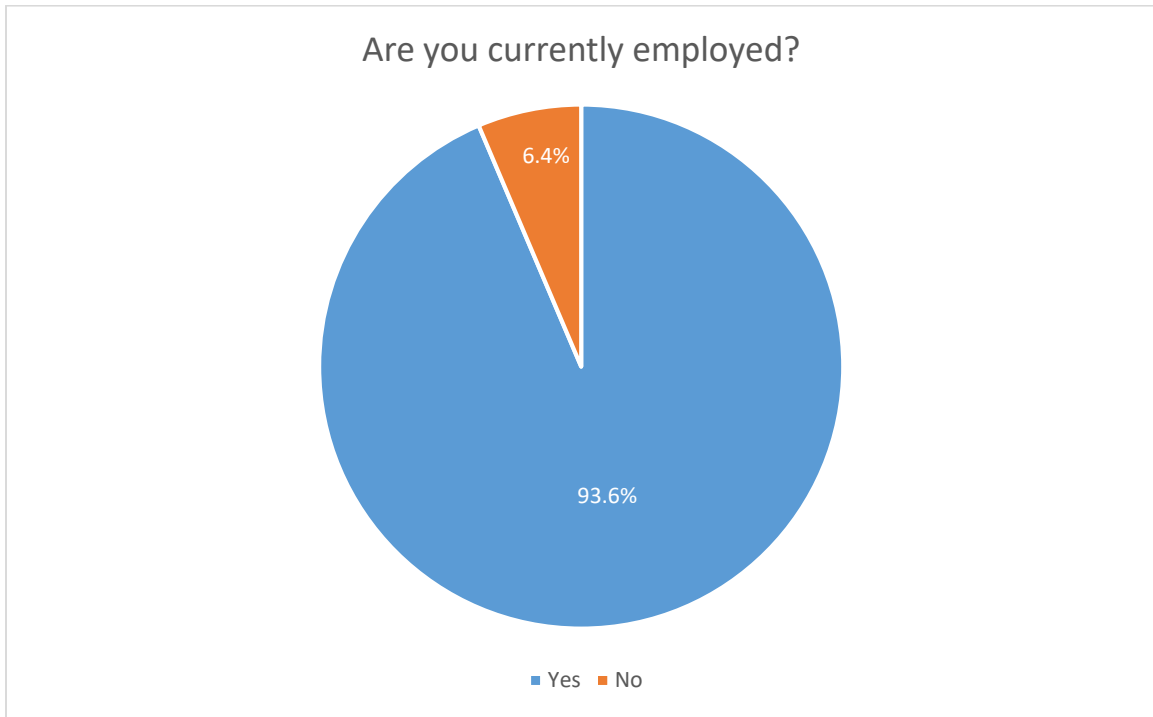
Are you licensed in your field? (asked independent if employed)	%
Yes.	41.4%
No, but I plan to become licensed.	28.1%
No, and I do NOT plan to become licensed.	5.8%
There is no licensure option in my field.	24.6%

Licenses reported by alumni	n=248
Licensed Behavior Analyst (LBA)	5.2%
Licensed Clinical Professional Counselor (LCPC)	14.9%
Licensed Clinical Psychologist/ Licensed Psychologist (LCP/ LP)	26.6%
Licensed Marriage and Family Therapist (LMFT)	6.0%
Licensed Professional Clinical Counselor (LPCC)	0.4%
Licensed Professional Counselor (LPC)	25.4%
Licensed Professional Counselor of Mental Health (LPCMH)	0.4%
Nationally Certified School Psychologist	8.1%
Other (please specify)	20.2%

Are you certified in your field?	%
Yes.	25.0%
No, but I plan to become certified.	27.1%
No, and I do NOT plan to become certified.	13.0%
There is no certification option in my field.	34.9%

What certification(s) do you currently hold?	(n=130)
Board Certified Behavioral Analyst (BCBA or BCBA-D)	33.1%
Nationally Certified Counselor (NCC)	18.5%
Professional in Human Resources (PHR)	0.0%
Project Management Professional (PMP)	0.0%
School Psychology Certificate	16.2%
Senior Professional in Human Resources	0.8%
Six Sigma any belt	0.8%
Other (please specify)	33.1%

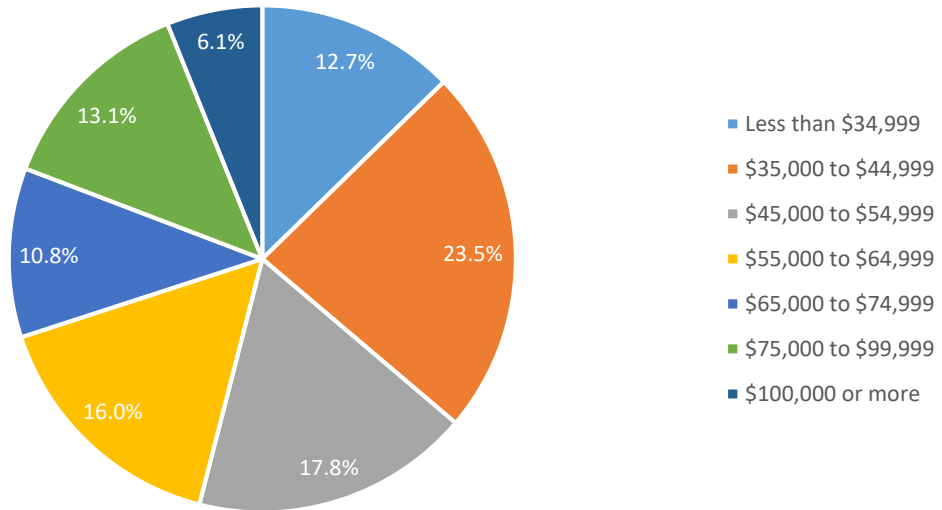
TCSPP Overall Respondents, 1 Year Post-Graduation (AY 2016-2017)



Of the 6.4% of respondents who are not employed, 93.8 % are seeking employment, while 6.3% are not. Additionally, 18.8% of the not employed respondents are continuing students.

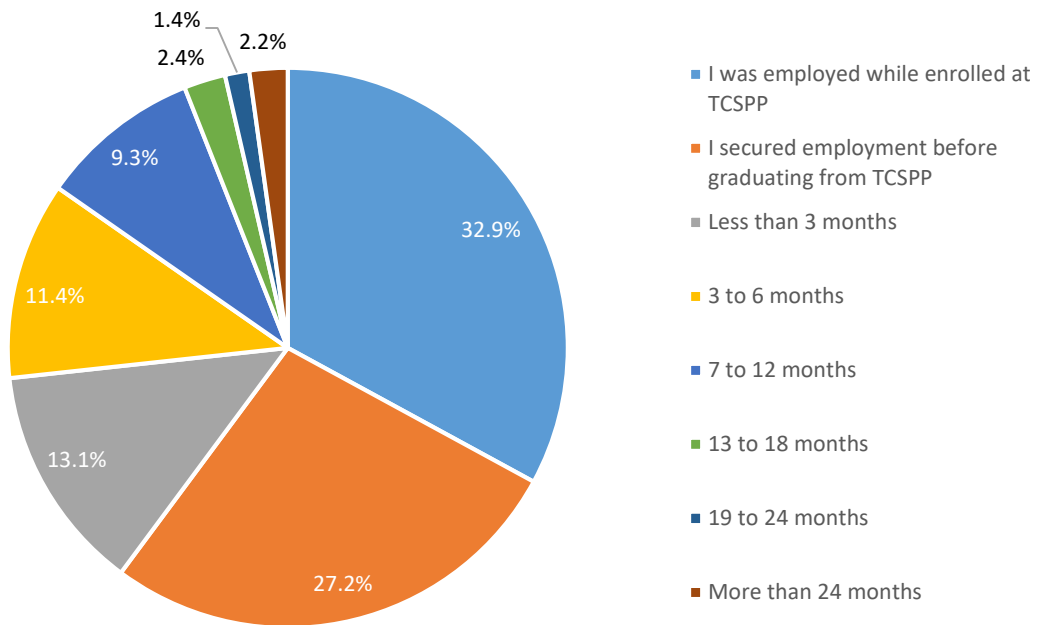
Of the respondents who are currently employed, 90.7% are employed in their field of study, 11.2% are self-employed, and 91.1% are working full time.

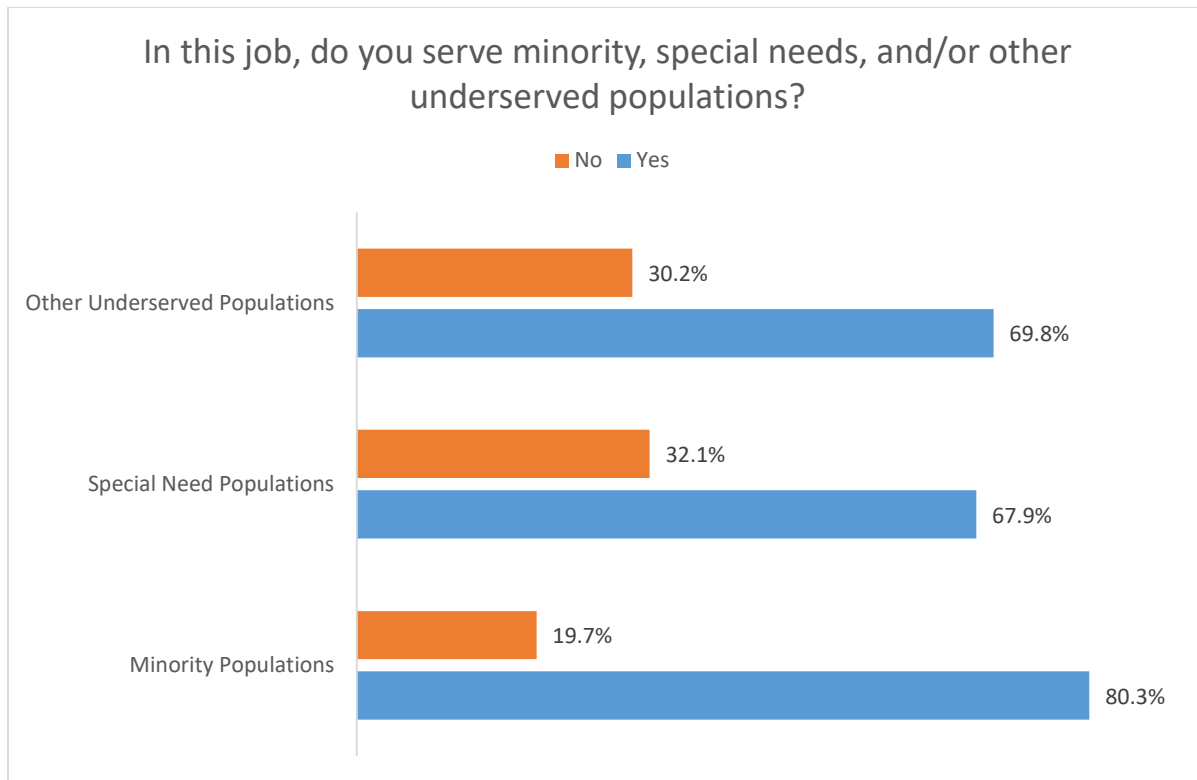
What is your current annual salary?



How long after graduating did you secure employment?

(n=224)





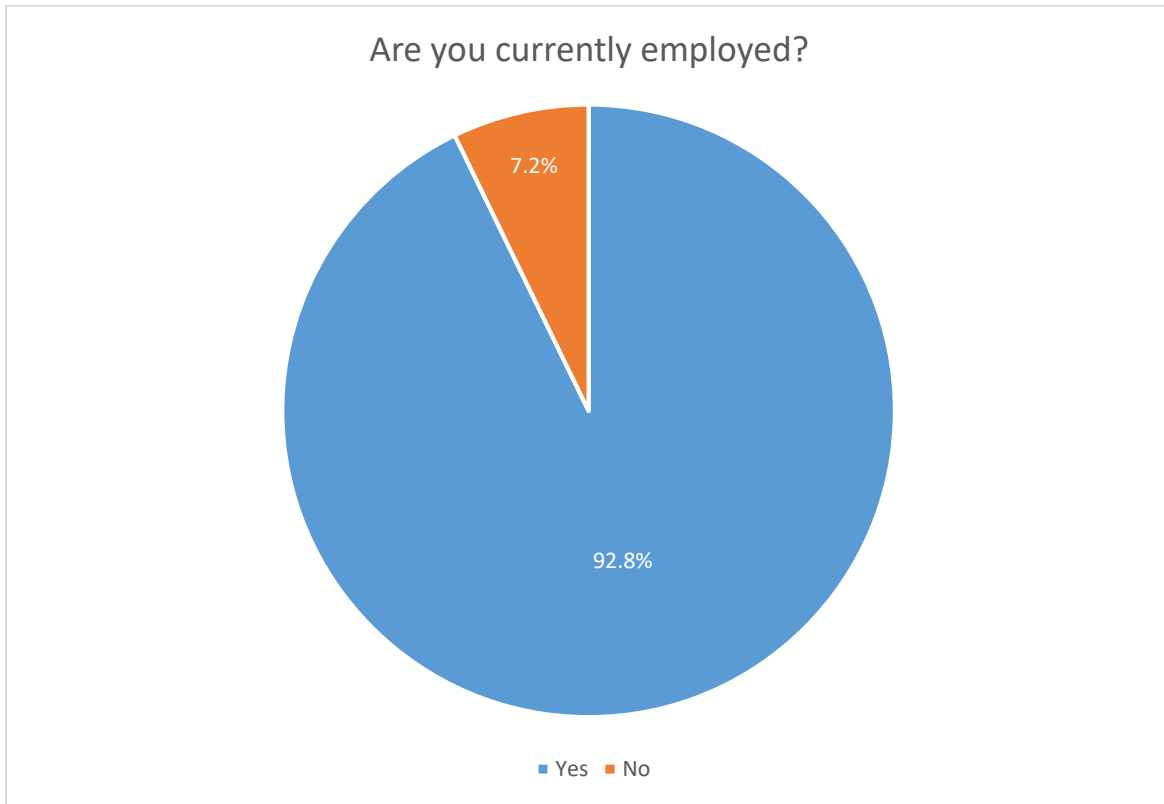
Are you licensed in your field? (asked independent if employed)	%
Yes.	26.4%
No, but I plan to become licensed.	46.8%
No, and I do NOT plan to become licensed.	4.3%
There is no licensure option in my field.	22.5%
Grand Total	

Licenses reported by alumni	(n=61)
Licensed Behavior Analyst (LBA)	8.2%
Licensed Clinical Professional Counselor (LCPC)	3.3%
Licensed Clinical Psychologist/ Licensed Psychologist (LCP/ LP)	6.6%
Licensed Marriage and Family Therapist (LMFT)	11.5%
Licensed Professional Clinical Counselor (LPCC)	0.0%
Licensed Professional Counselor (LPC)	36.1%
Licensed Professional Counselor of Mental Health (LPCMH)	0.0%
Nationally Certified School Psychologist	9.8%
Other (please specify)	29.5%

Are you certified in your field?	%
Yes.	21.7%
No, but I plan to become certified.	35.3%
No, and I do NOT plan to become certified.	9.5%
There is no certification option in my field.	33.5%

What certification(s) do you currently hold?	(n=42)
Board Certified Behavioral Analyst (BCBA or BCBA-D)	38.1%
Nationally Certified Counselor (NCC)	16.7%
Professional in Human Resources (PHR)	0.0%
Project Management Professional (PMP)	0.0%
School Psychology Certificate	16.7%
Senior Professional in Human Resources	0.0%
Six Sigma any belt	0.0%
Other (please specify)	28.6%

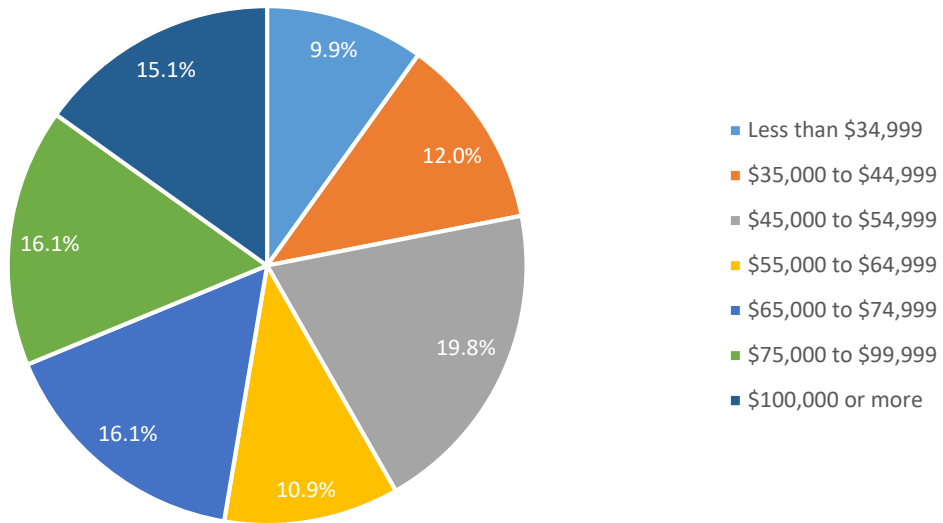
TCSPP Overall Respondents, 3 Year Post-Graduation (AY 2014-2015)



Of the 7.2% of respondents who are not employed, 53.3% are seeking employment, while 46.7% are not. Additionally, 43.8% of the not employed respondents are continuing students, and 6.3% are retired.

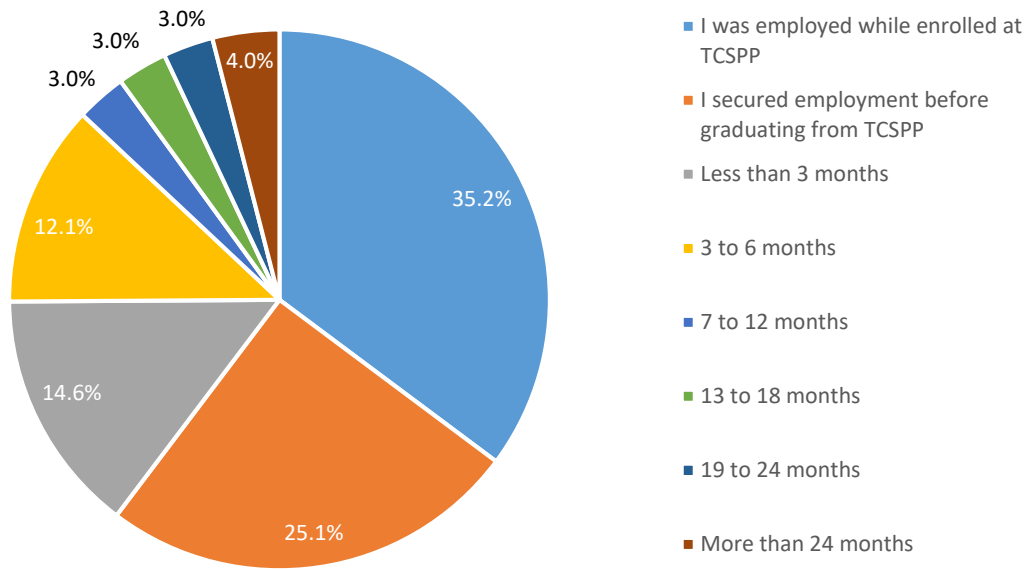
Of the respondents who are currently employed, 82% are employed in their field of study, 23.6% are self-employed, and 87.5% are working full time.

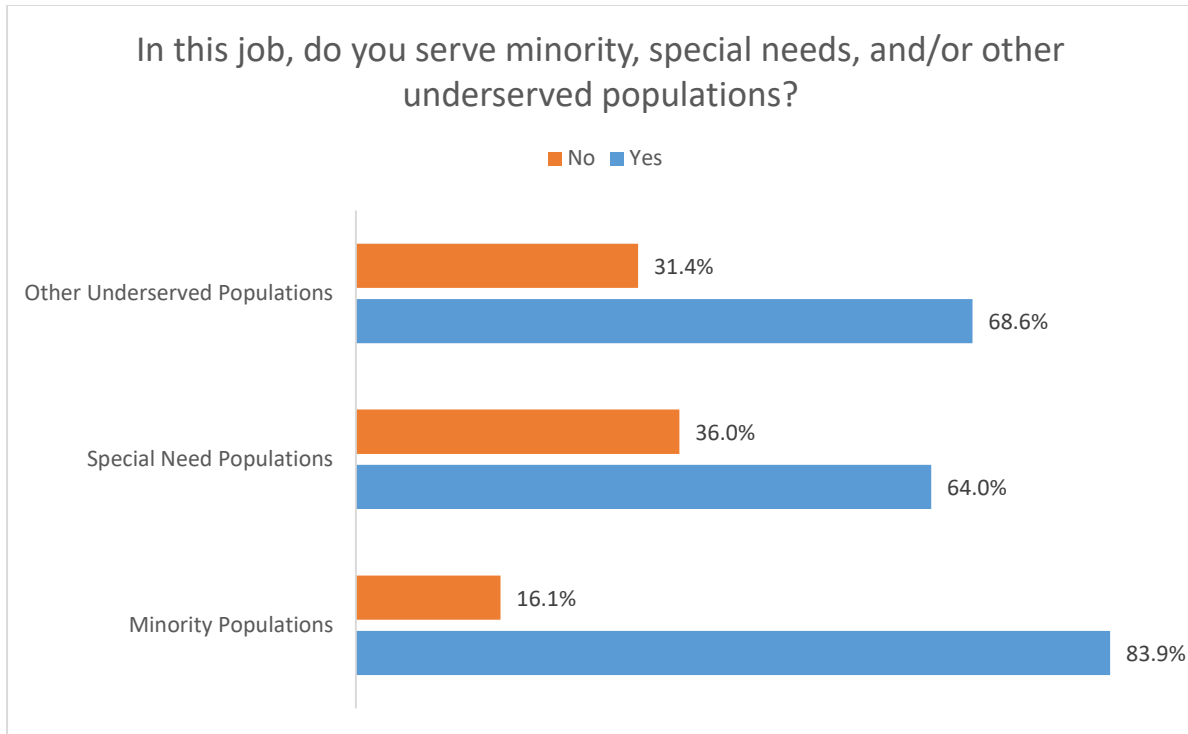
What is your current annual salary?



How long after graduating did you secure employment?

(n=199)





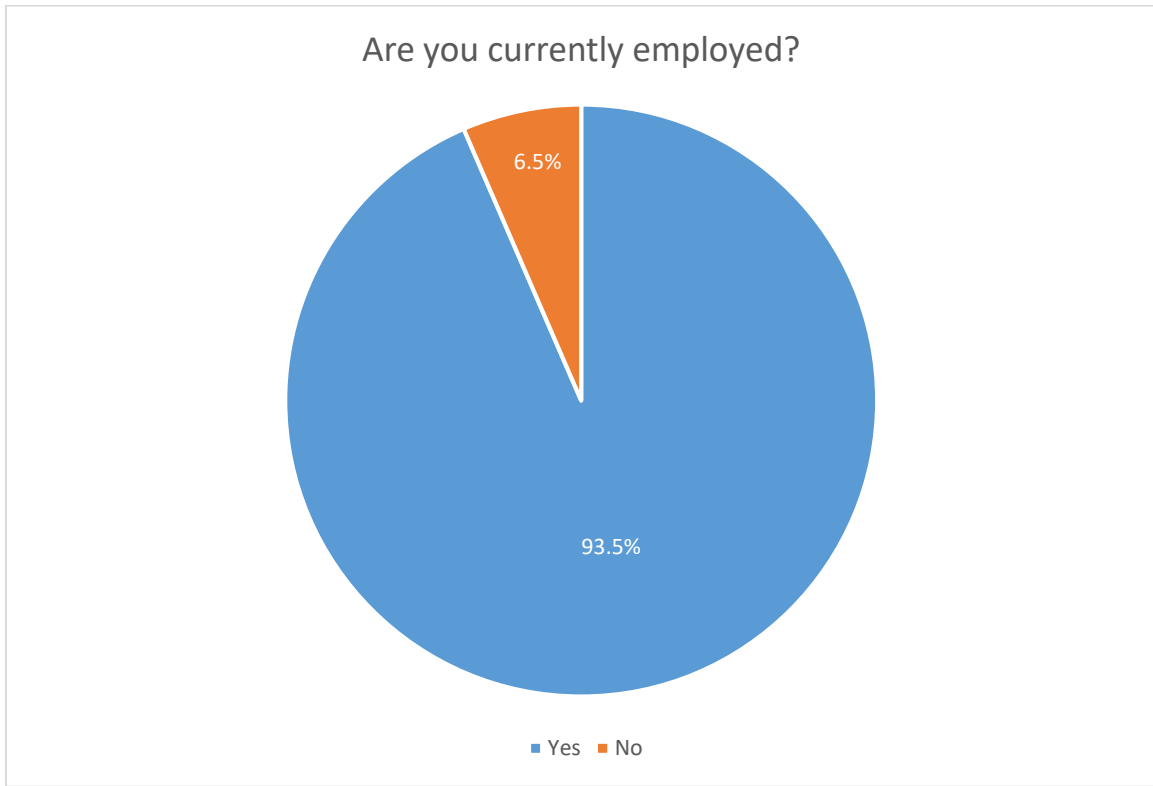
Are you licensed in your field? (asked independent if employed)	%
Yes.	50.5%
No, but I plan to become licensed.	17.5%
No, and I do NOT plan to become licensed.	5.8%
There is no licensure option in my field.	26.2%

Licenses reported by alumni	(n=104)
Licensed Behavior Analyst (LBA)	4.8%
Licensed Clinical Professional Counselor (LCPC)	12.5%
Licensed Clinical Psychologist/ Licensed Psychologist (LCP/ LP)	32.7%
Licensed Marriage and Family Therapist (LMFT)	3.8%
Licensed Professional Clinical Counselor (LPCC)	1.0%
Licensed Professional Counselor (LPC)	26.0%
Licensed Professional Counselor of Mental Health (LPCMH)	1.0%
Nationally Certified School Psychologist	5.8%
Other (please specify)	23.1%

Are you certified in your field?	%
Yes.	27.1%
No, but I plan to become certified.	24.6%
No, and I do NOT plan to become certified.	15.1%
There is no certification option in my field.	33.2%
Grand Total	

What certification(s) do you currently hold?	(n=48)
Board Certified Behavioral Analyst (BCBA or BCBA-D)	35.4%
Nationally Certified Counselor (NCC)	2.1%
Professional in Human Resources (PHR)	0.0%
Project Management Professional (PMP)	0.0%
School Psychology Certificate	12.5%
Senior Professional in Human Resources	2.1%
Six Sigma any belt	0.0%
Other (please specify)	43.8%

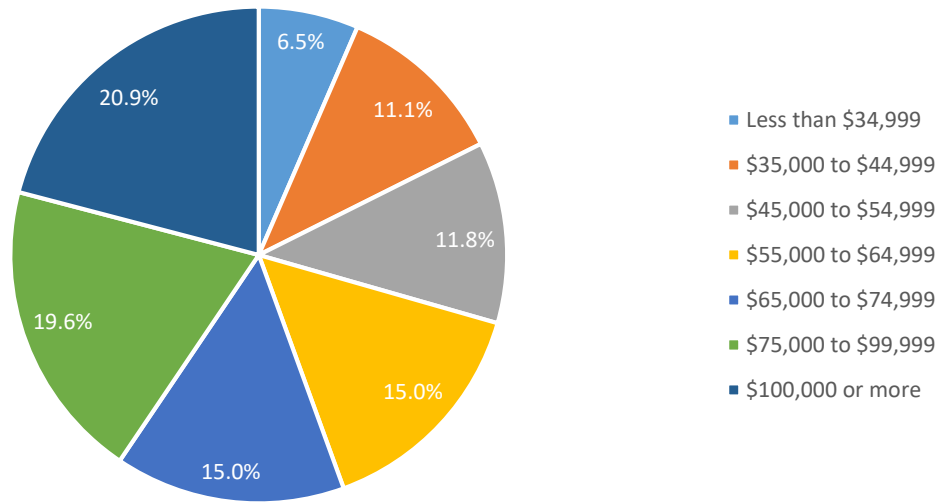
TCSPP Overall Respondents, 5 Year Post-Graduation (AY 2012-2013)



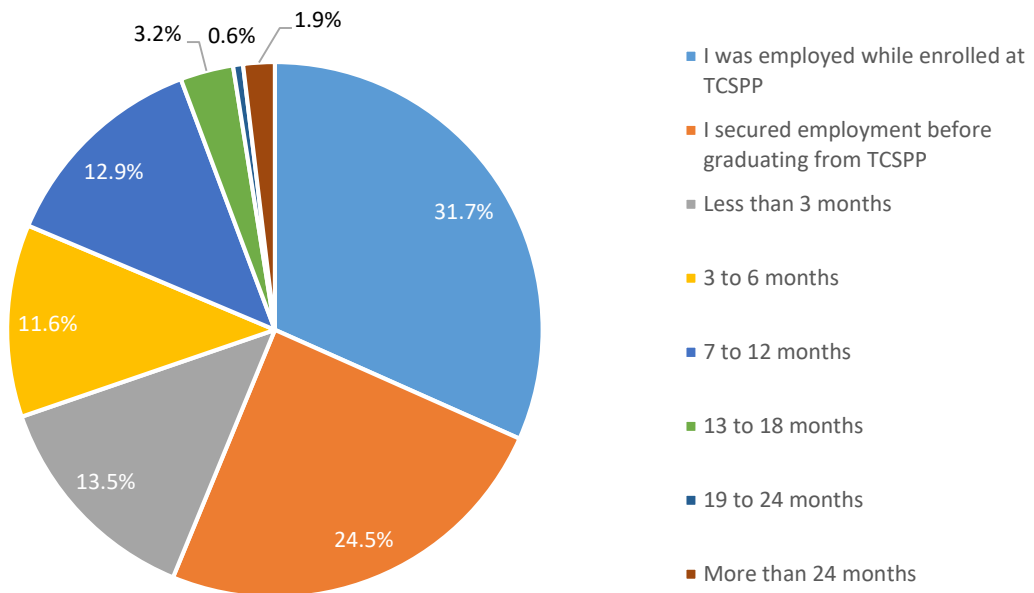
Of the 6.5% of respondents who are not employed, 72.7% are seeking employment, while 27.3% are not. Additionally, 45.5% of the not employed respondents are continuing students.

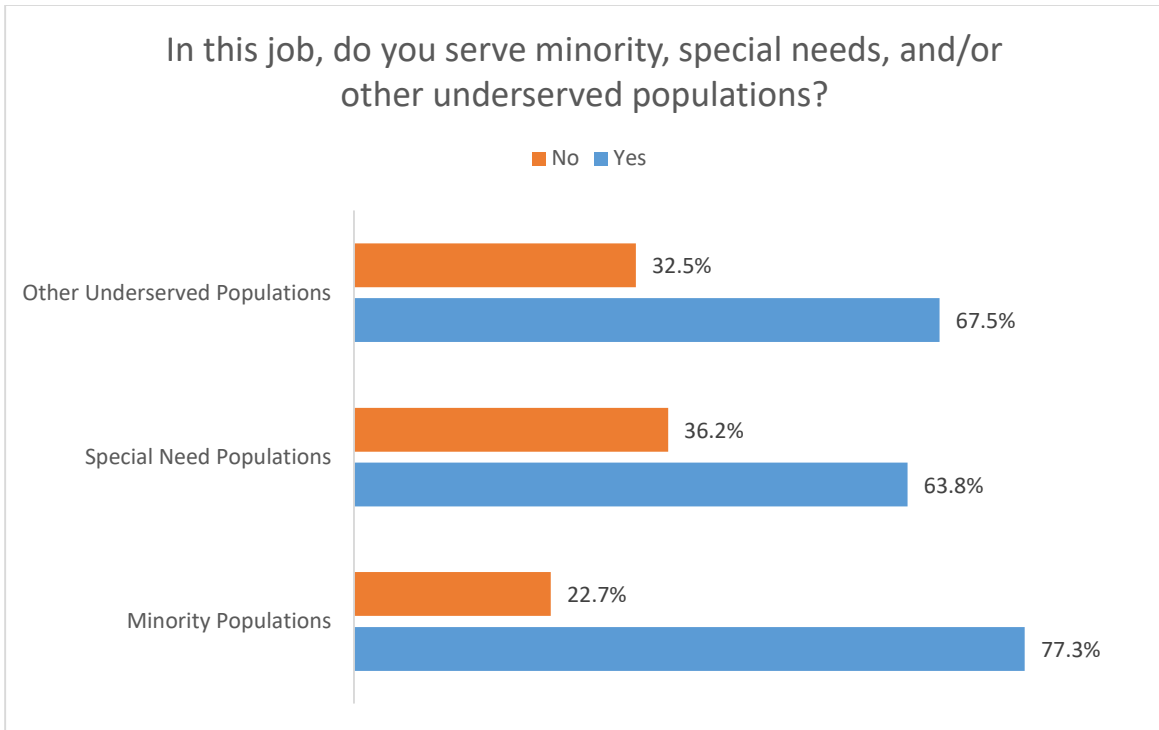
Of the respondents who are currently employed, 79.4% are employed in their field of study, 30.3% are self-employed, and 86.5% are working full time.

What is your current annual salary?



How long after graduating did you secure employment? (n=155)





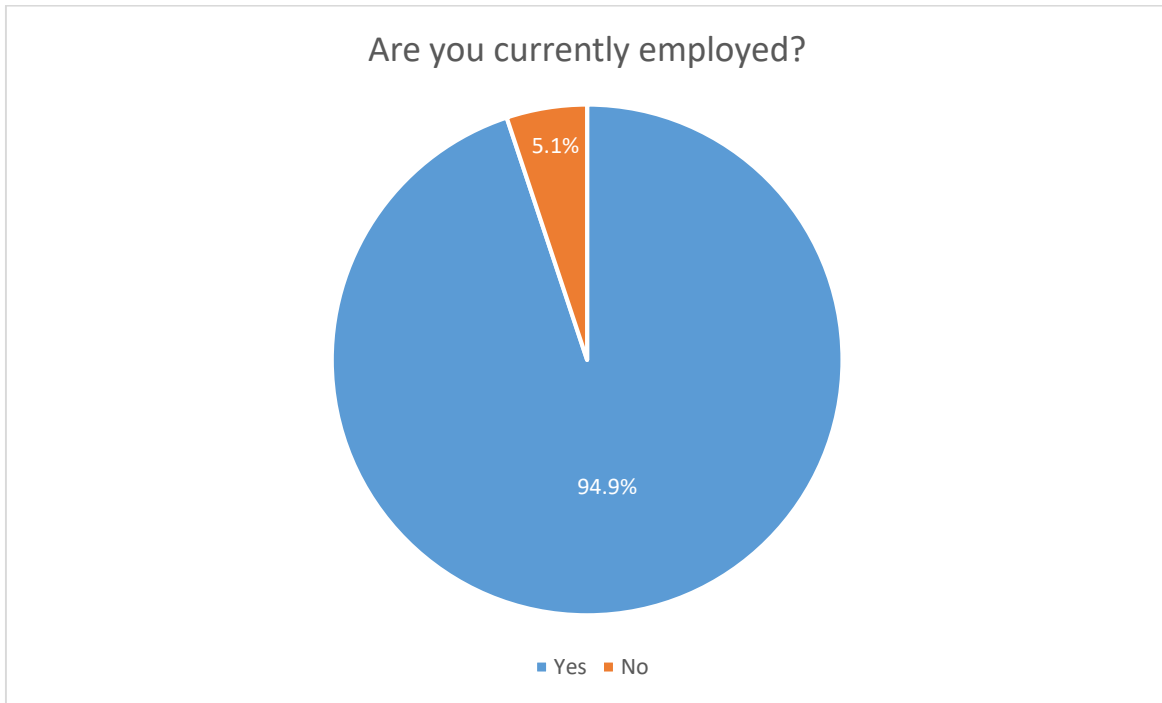
Are you licensed in your field? (asked independent if employed)	%
Yes.	51.2%
No, but I plan to become licensed.	15.2%
No, and I do NOT plan to become licensed.	7.9%
There is no licensure option in my field.	25.6%

Licenses reported by alumni	(n=83)
Licensed Behavior Analyst (LBA)	3.6%
Licensed Clinical Professional Counselor (LCPC)	26.5%
Licensed Clinical Psychologist/ Licensed Psychologist (LCP/ LP)	33.7%
Licensed Marriage and Family Therapist (LMFT)	4.8%
Licensed Professional Clinical Counselor (LPCC)	0.0%
Licensed Professional Counselor (LPC)	16.9%
Licensed Professional Counselor of Mental Health (LPCMH)	0.0%
Nationally Certified School Psychologist	9.6%
Other (please specify)	9.6%

Are you certified in your field?	%
Yes.	26.9%
No, but I plan to become certified.	18.6%
No, and I do NOT plan to become certified.	15.4%
There is no certification option in my field.	39.1%
Grand Total	

What certification(s) do you currently hold?	(n=40)
Board Certified Behavioral Analyst (BCBA or BCBA=D)	25.0%
Nationally Certified Counselor (NCC)	35.0%
Professional in Human Resources (PHR)	0.0%
Project Management Professional (PMP)	0.0%
School Psychology Certificate	20.0%
Senior Profesional in Human Resources	0.0%
Six Sigma any belt	2.5%
Other (please specify)	25.0%

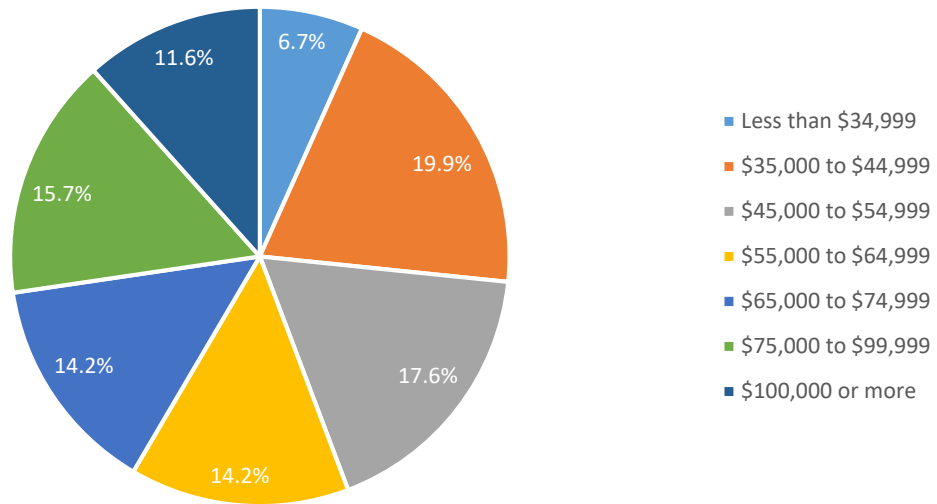
Overall TCSP-Chicago Respondents



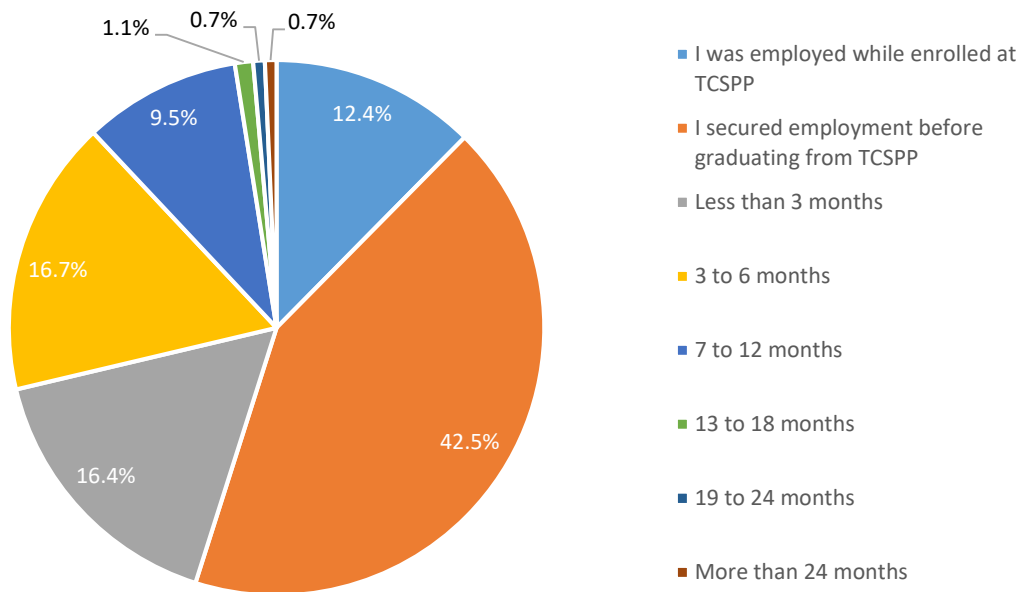
Of the 5.1% of respondents who are not employed, 73.3% are seeking employment, while 26.7% are not. Additionally, 33.3% of the not employed respondents are continuing students.

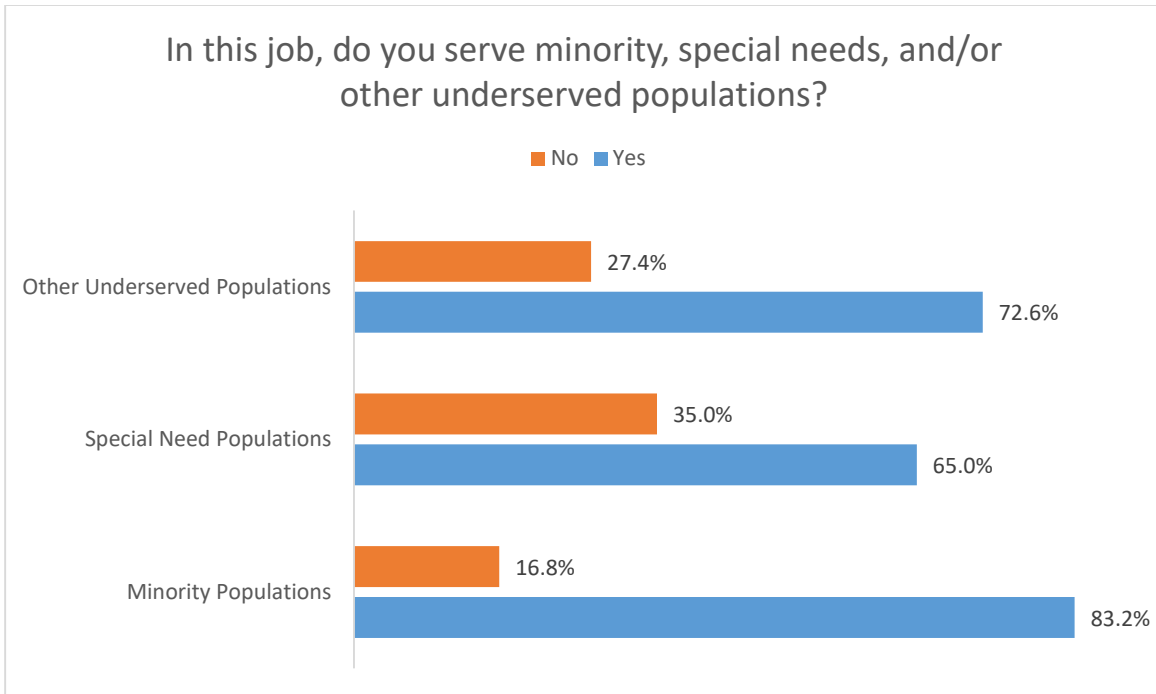
Of the respondents who are currently employed, 92.7% are employed in their field of study, 17.2% are self-employed, and 91.6% are working full time.

What is your current annual salary?



How long after graduating did you secure employment? (n=199)





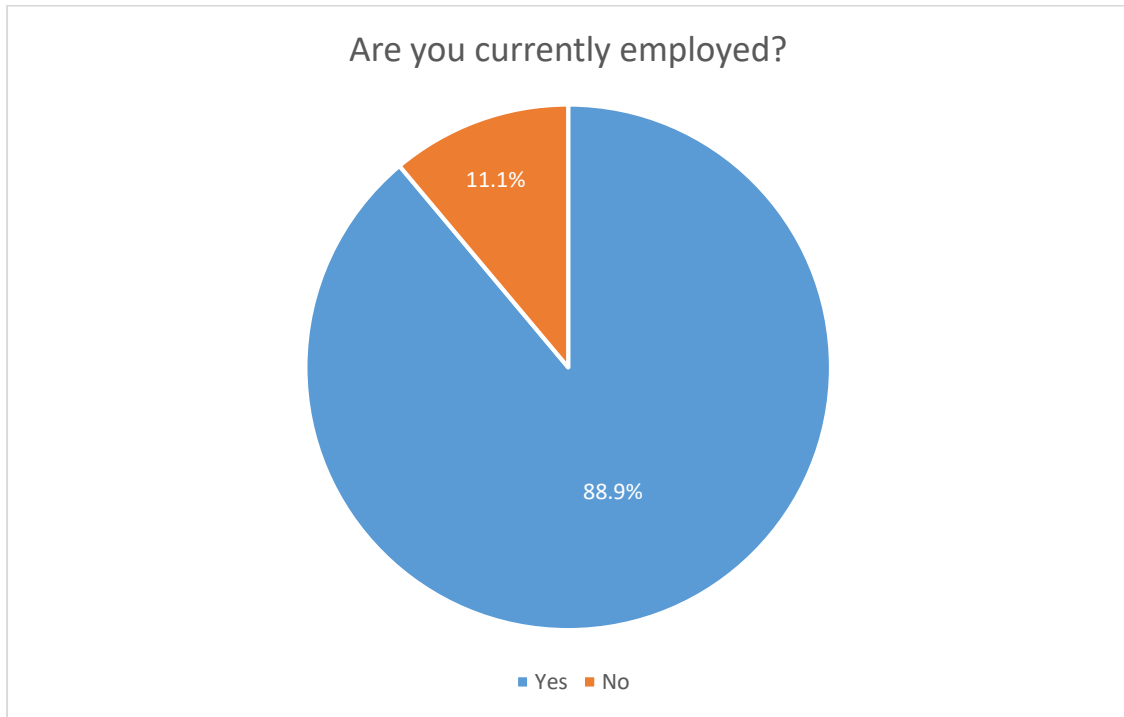
Are you licensed in your field? (asked independent if employed)	%
Yes.	58.6%
No, but I plan to become licensed.	21.8%
No, and I do NOT plan to become licensed.	3.9%
There is no licensure option in my field.	15.7%
Grand Total	

Licenses reported by alumni	(n=163)
Licensed Behavior Analyst (LBA)	0.6%
Licensed Clinical Professional Counselor (LCPC)	19.0%
Licensed Clinical Psychologist/ Licensed Psychologist (LCP/ LP)	27.0%
Licensed Marriage and Family Therapist (LMFT)	0.0%
Licensed Professional Clinical Counselor (LPCC)	0.6%
Licensed Professional Counselor (LPC)	31.9%
Licensed Professional Counselor of Mental Health (LPCMH)	0.0%
Nationally Certified School Psychologist	12.3%
Other (please specify)	16.6%

Are you certified in your field?	%
Yes.	28.7%
No, but I plan to become certified.	23.4%
No, and I do NOT plan to become certified.	15.8%
There is no certification option in my field.	32.1%

What certification(s) do you currently hold?	(n=67)
Board Certified Behavioral Analyst (BCBA or BCBA-D)	20.9%
Nationally Certified Counselor (NCC)	29.9%
Professional in Human Resources (PHR)	0.0%
Project Management Professional (PMP)	0.0%
School Psychology Certificate	28.4%
Senior Professional in Human Resources	0.0%
Six Sigma any belt	0.0%
Other (please specify)	23.9%

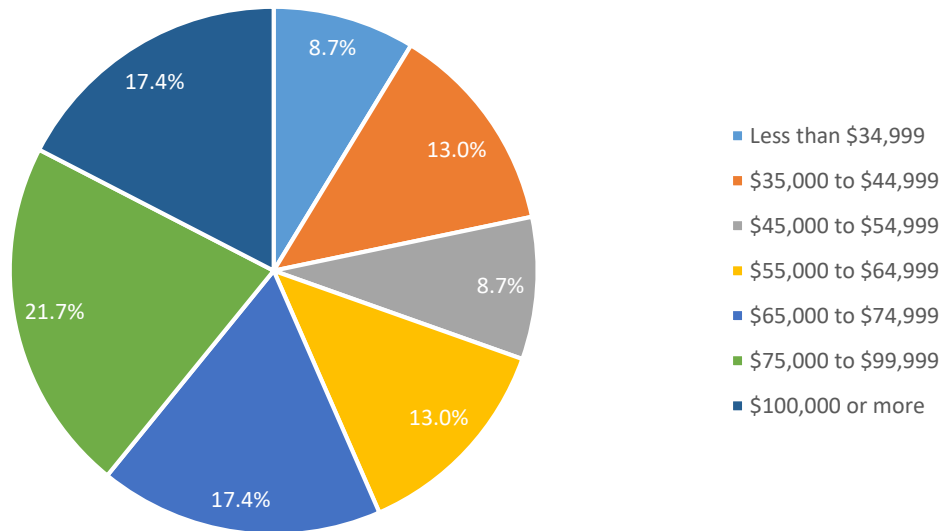
Overall TCSP- Irvine Respondents



Of the 11.1% of respondents who are not employed, 100% are seeking employment. Additionally, 33.3% of the not employed respondents are continuing students.

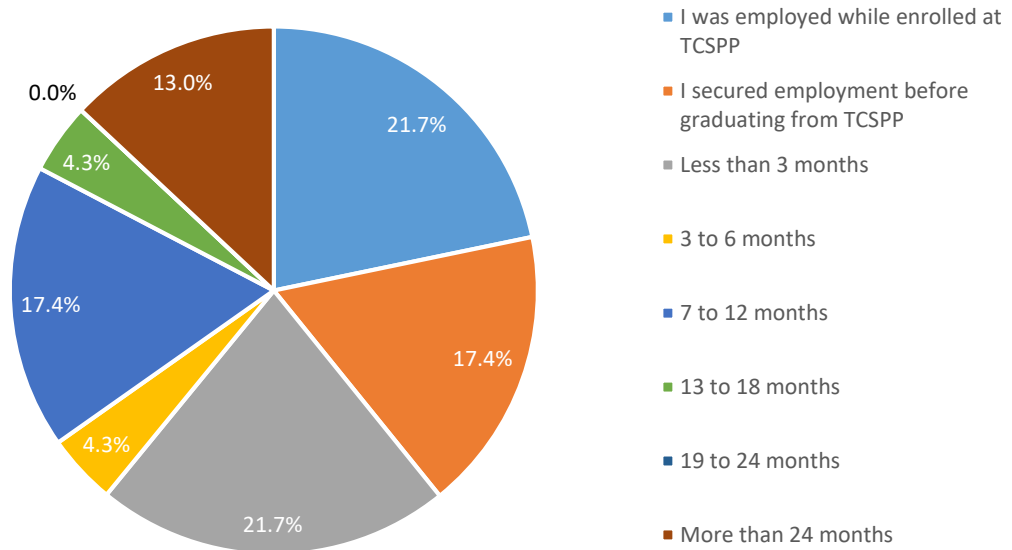
Of the respondents who are currently employed, 91.3% are employed in their field of study, 21.7% are self-employed, and 87.0% are working full time.

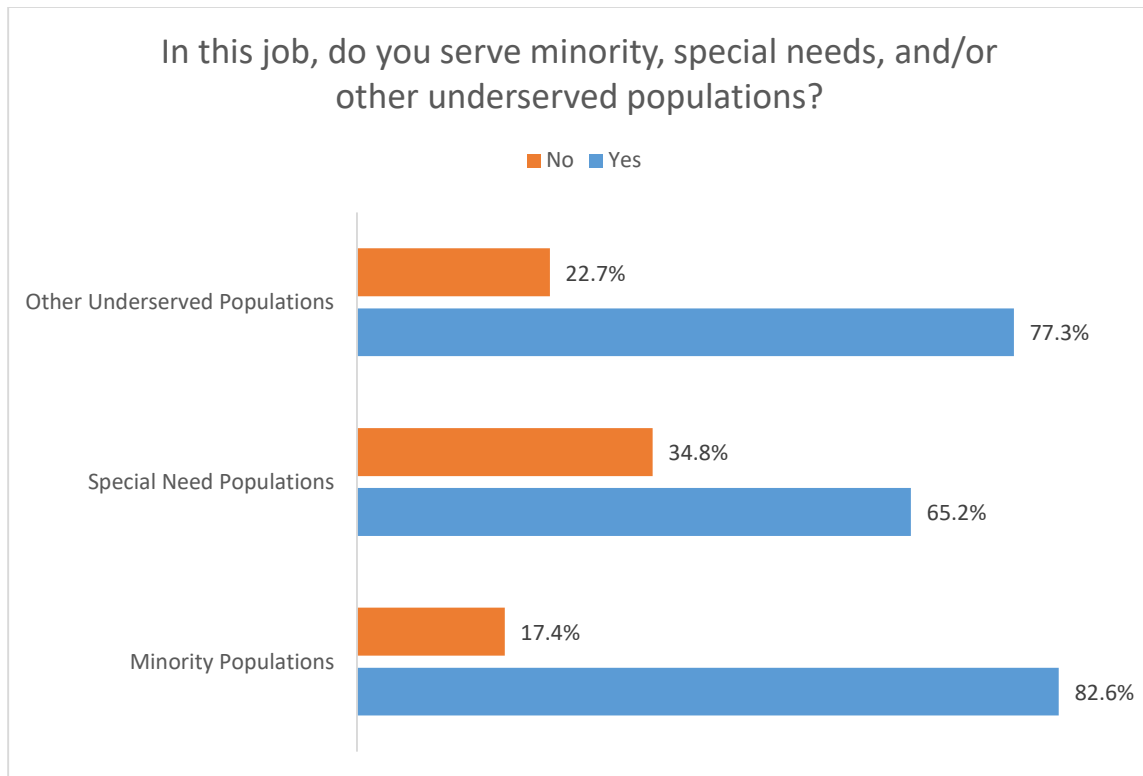
What is your current annual salary?



How long after graduating did you secure employment?

(n=23)





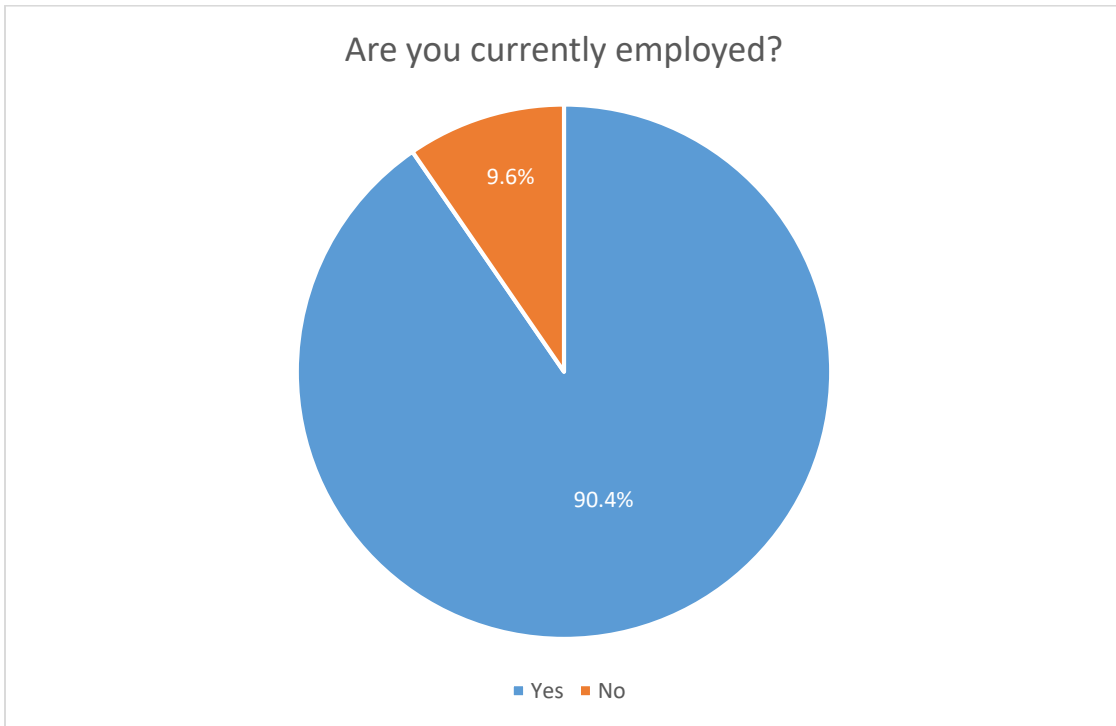
Are you licensed in your field? (asked independent if employed)	%
Yes.	29.6%
No, but I plan to become licensed.	59.3%
No, and I do NOT plan to become licensed.	3.7%
There is no licensure option in my field.	7.4%

Licenses reported by alumni	(n=8)
Licensed Behavior Analyst (LBA)	0.0%
Licensed Clinical Professional Counselor (LCPC)	0.0%
Licensed Clinical Psychologist/ Licensed Psychologist (LCP/ LP)	50.0%
Licensed Marriage and Family Therapist (LMFT)	25.0%
Licensed Professional Clinical Counselor (LPCC)	0.0%
Licensed Professional Counselor (LPC)	12.5%
Licensed Professional Counselor of Mental Health (LPCMH)	0.0%
Nationally Certified School Psychologist	0.0%
Other (please specify)	12.5%

Are you certified in your field?	%
Yes.	14.8%
No, but I plan to become certified.	22.2%
No, and I do NOT plan to become certified.	18.5%
There is no certification option in my field.	44.4%
Grand Total	

What certification(s) do you currently hold?	(n=4)
Board Certified Behavioral Analyst (BCBA or BCBA-D)	25.0%
Nationally Certified Counselor (NCC)	0.0%
Professional in Human Resources (PHR)	0.0%
Project Management Professional (PMP)	0.0%
School Psychology Certificate	0.0%
Senior Professional in Human Resources	0.0%
Six Sigma any belt	0.0%
Other (please specify)	75.0%

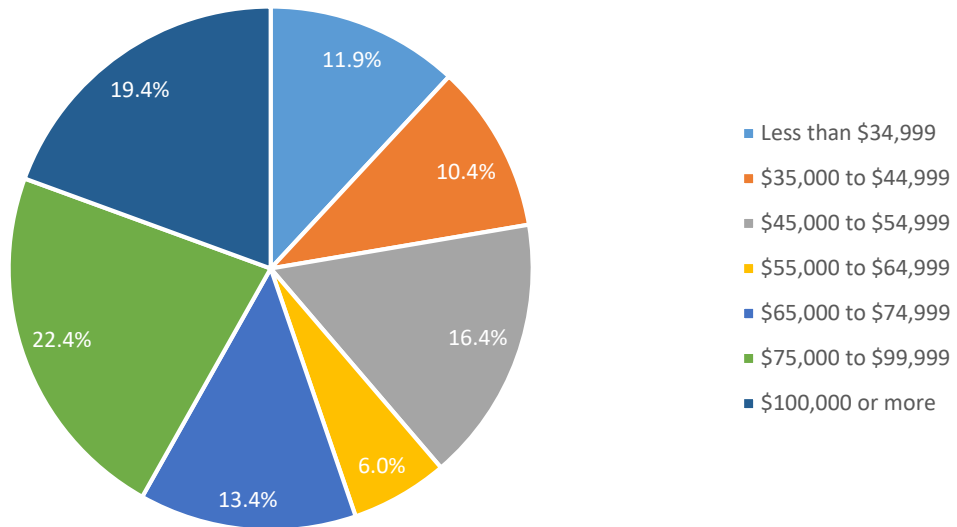
Overall TCSPP-Los Angeles Respondents



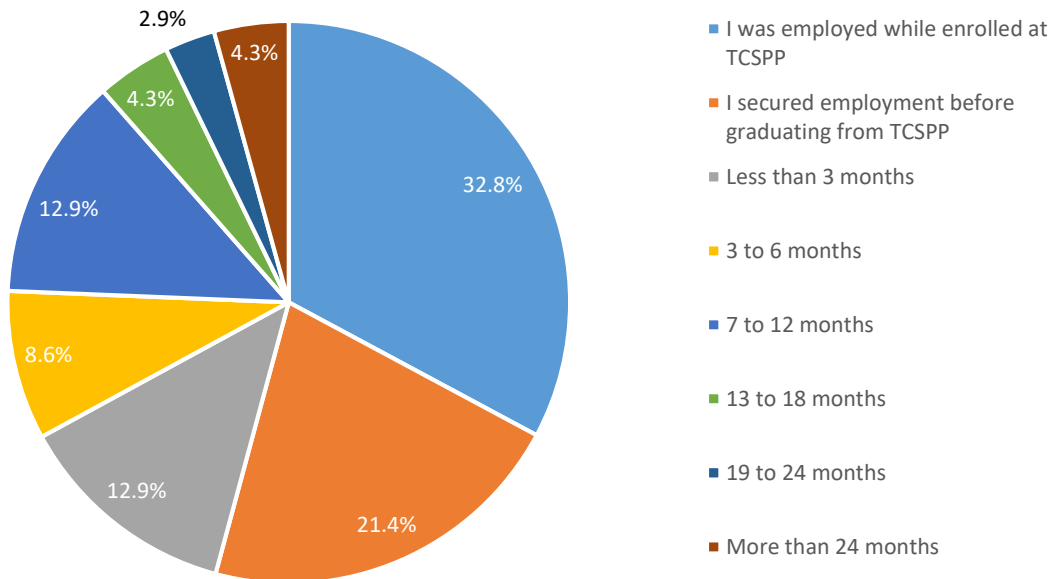
Of the 9.6% of respondents who are not employed, 87.5% are seeking employment, while 12.5% are not. Additionally, 25.0% of the not employed respondents are continuing students.

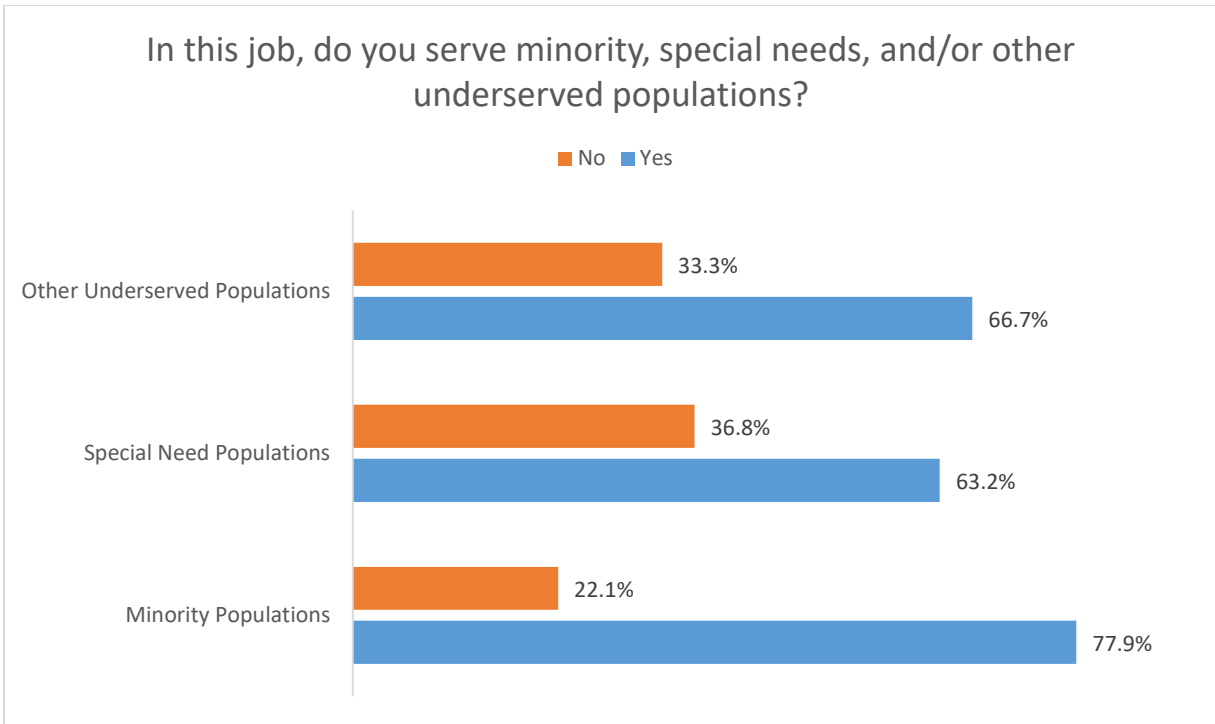
Of the respondents who are currently employed, 88.6% are employed in their field of study, 24.3% are self-employed, and 81.4% are working full time.

What is your current annual salary?



How long after graduating did you secure employment? (n=70)





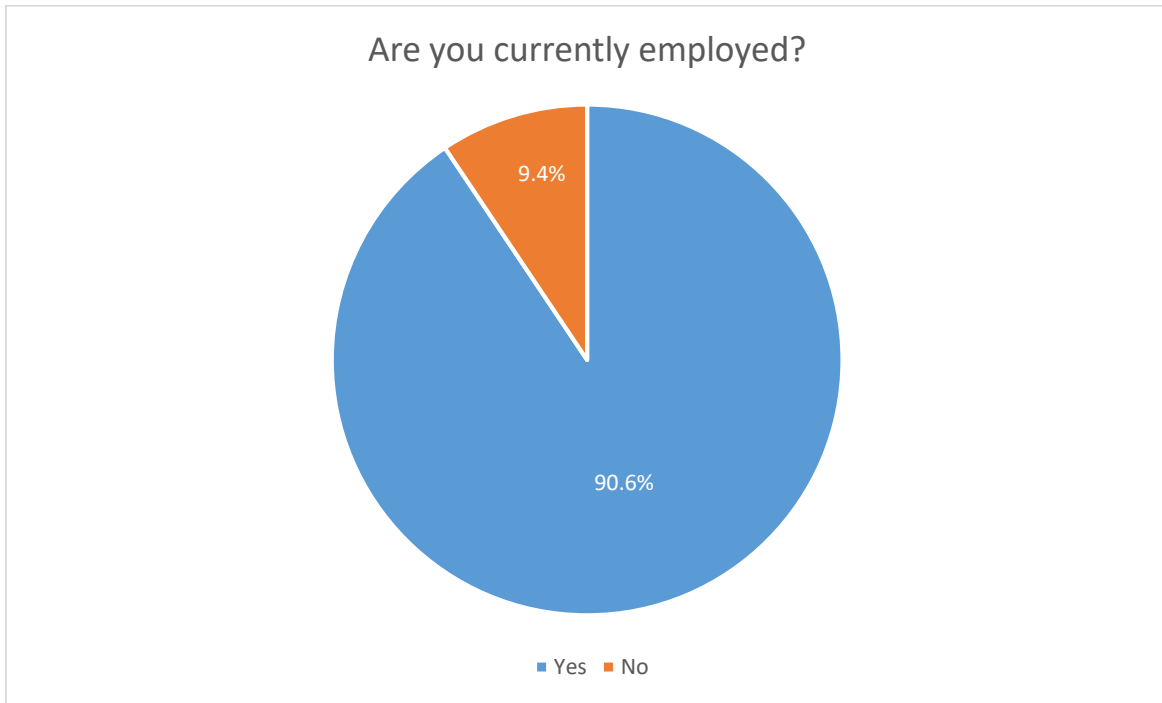
Are you licensed in your field? (asked independent if employed)	%
Yes.	30.4%
No, but I plan to become licensed.	40.5%
No, and I do NOT plan to become licensed.	5.1%
There is no licensure option in my field.	24.1%

Licenses reported by alumni	(n=24)
Licensed Behavior Analyst (LBA)	12.5%
Licensed Clinical Professional Counselor (LCPC)	0.0%
Licensed Clinical Psychologist/ Licensed Psychologist (LCP/ LP)	54.2%
Licensed Marriage and Family Therapist (LMFT)	20.8%
Licensed Professional Clinical Counselor (LPCC)	0.0%
Licensed Professional Counselor (LPC)	8.3%
Licensed Professional Counselor of Mental Health (LPCMH)	0.0%
Nationally Certified School Psychologist	0.0%
Other (please specify)	8.3%

Are you certified in your field?	%
Yes.	21.1%
No, but I plan to become certified.	28.9%
No, and I do NOT plan to become certified.	13.2%
There is no certification option in my field.	35.8%

What certification(s) do you currently hold?	(n=13)
Board Certified Behavioral Analyst (BCBA or BCBA-D)	69.2%
Nationally Certified Counselor (NCC)	0.0%
Professional in Human Resources (PHR)	0.0%
Project Management Professional (PMP)	0.0%
School Psychology Certificate	0.0%
Society for Human Resource Management (SHRM - any certification)	0.0%
Six Sigma any belt	0.0%
Other (please specify)	30.8%

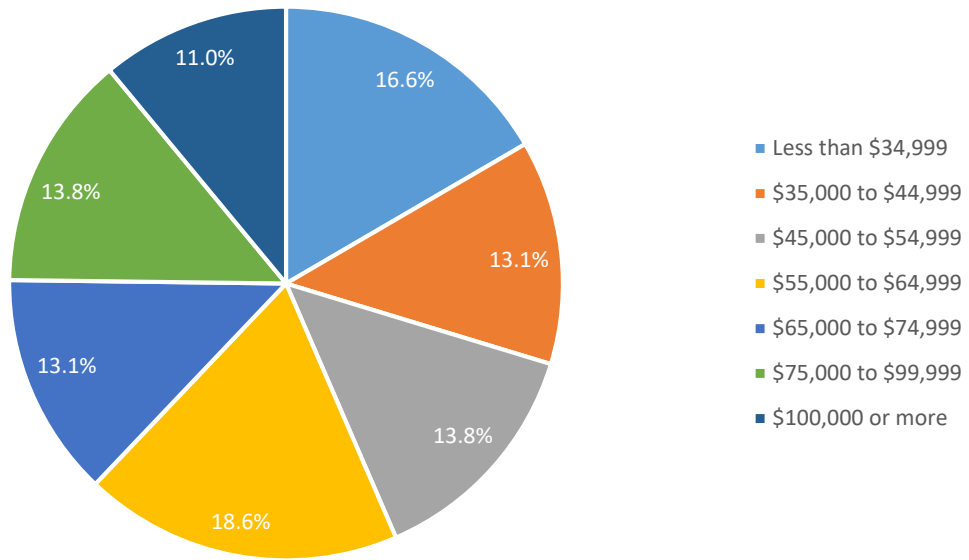
Overall TCSP-Online Respondents



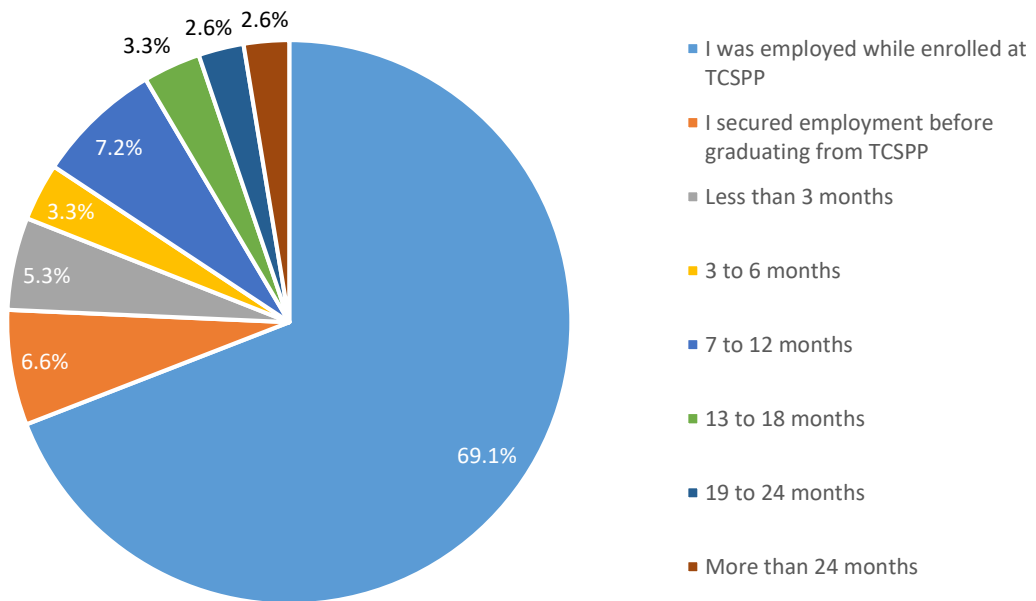
Of the 9.4% of respondents who are not employed, 66.7% are seeking employment, while 33.3% are not. Additionally, 43.8% of the not employed respondents are continuing students, and 6.3% are retired.

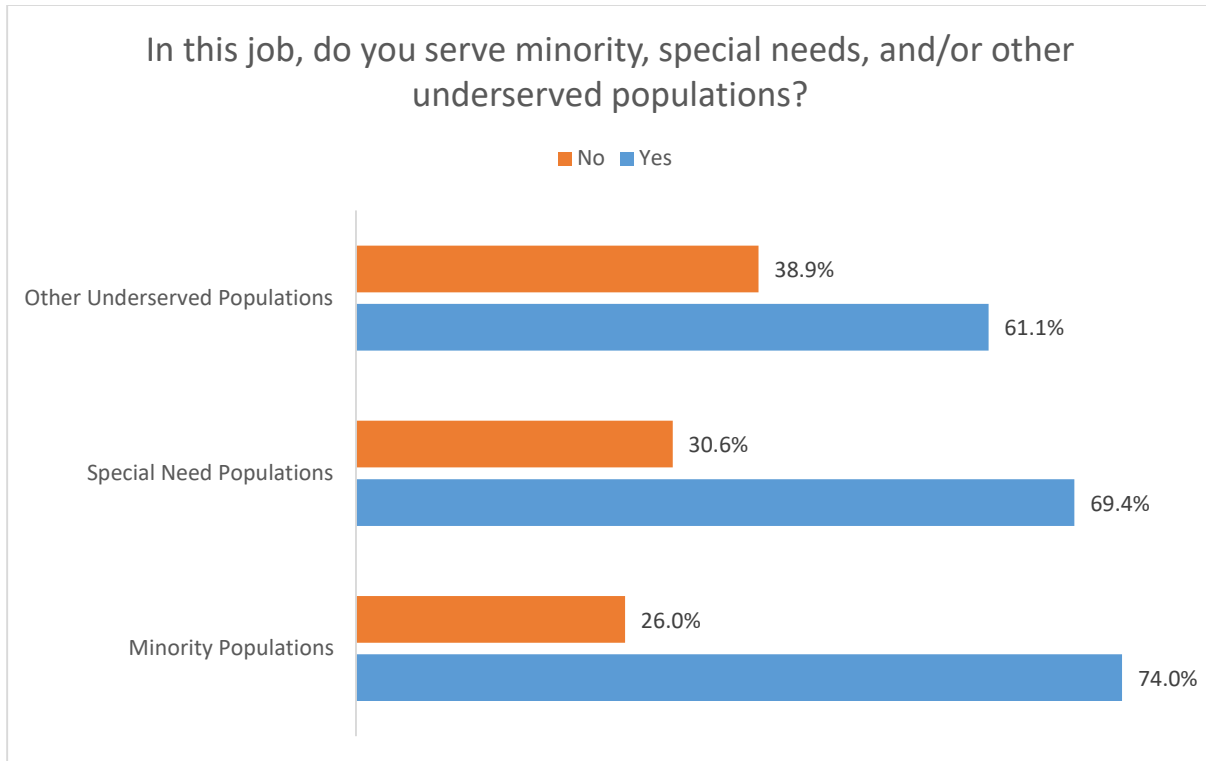
Of the respondents who are currently employed, 64.1% are employed in their field of study, 21.1% are self-employed, and 87.5% are working full time.

What is your current annual salary?



How long after graduating did you secure employment? (n=152)





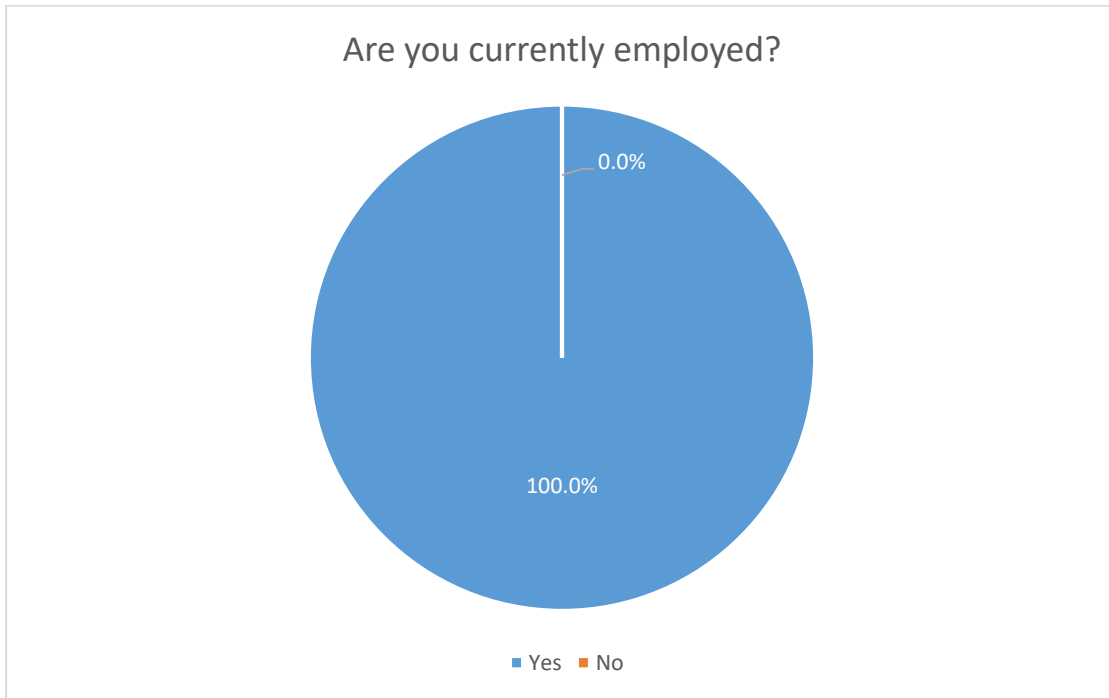
Are you licensed in your field? (asked independent if employed)	%
Yes.	15.8%
No, but I plan to become licensed.	25.3%
No, and I do NOT plan to become licensed.	10.1%
There is no licensure option in my field.	48.7%

Licenses reported by alumni	(n=25)
Licensed Behavior Analyst (LBA)	32.0%
Licensed Clinical Professional Counselor (LCPC)	4.0%
Licensed Clinical Psychologist/ Licensed Psychologist (LCP/ LP)	0.0%
Licensed Marriage and Family Therapist (LMFT)	4.0%
Licensed Professional Clinical Counselor (LPCC)	0.0%
Licensed Professional Counselor (LPC)	12.0%
Licensed Professional Counselor of Mental Health (LPCMH)	0.0%
Nationally Certified School Psychologist	0.0%
Other (please specify)	60.0%

Are you certified in your field?	%
Yes.	25.5%
No, but I plan to become certified.	28.8%
No, and I do NOT plan to become certified.	9.2%
There is no certification option in my field.	36.6%

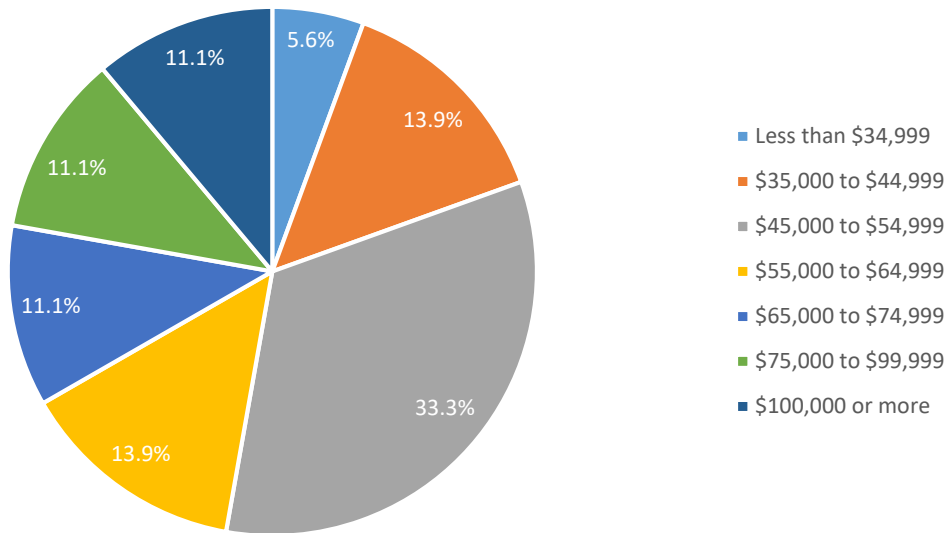
What certification(s) do you currently hold?	(n=37)
Board Certified Behavioral Analyst (BCBA or BCBA-D)	51.4%
Nationally Certified Counselor (NCC)	5.4%
Professional in Human Resources (PHR)	0.0%
Project Management Professional (PMP)	0.0%
School Psychology Certificate	2.7%
Senior Professional in Human Resources	2.7%
Six Sigma any belt	2.7%
Other (please specify)	37.8%

Overall TCSPP-Washington, DC Respondents



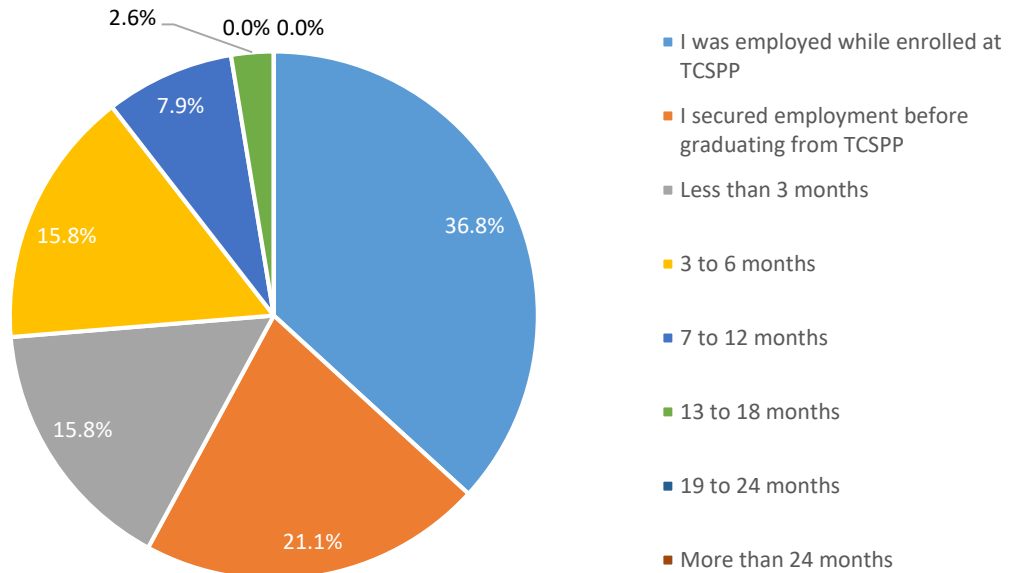
Of the respondents who are currently employed, 89.5% are employed in their field of study, 15.8% are self-employed, and 86.8% are working full time.

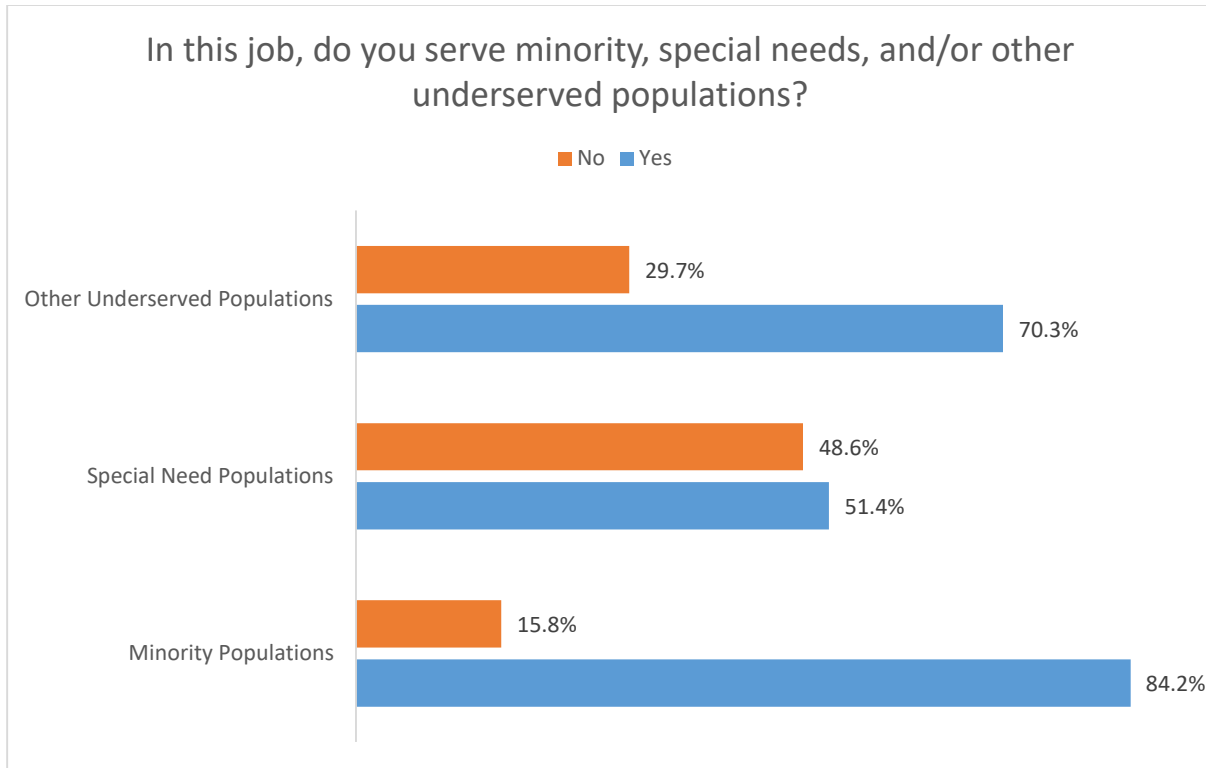
What is your current annual salary?



How long after graduating did you secure employment?

(n=152)





Are you licensed in your field? (asked independent if employed)	%
Yes.	40.5%
No, but I plan to become licensed.	35.1%
No, and I do NOT plan to become licensed.	8.1%
There is no licensure option in my field.	16.2%

Licenses reported by alumni	(n=15)
Licensed Behavior Analyst (LBA)	6.7%
Licensed Clinical Professional Counselor (LCPC)	26.7%
Licensed Clinical Psychologist/ Licensed Psychologist (LCP/ LP)	6.7%
Licensed Marriage and Family Therapist (LMFT)	0.0%
Licensed Professional Clinical Counselor (LPCC)	0.0%
Licensed Professional Counselor (LPC)	33.3%
Licensed Professional Counselor of Mental Health (LPCMH)	6.7%
Nationally Certified School Psychologist	0.0%
Other (please specify)	26.7%

Are you certified in your field?	%
Yes.	13.9%
No, but I plan to become certified.	50.0%
No, and I do NOT plan to become certified.	11.1%
There is no certification option in my field.	25.0%

What certification(s) do you currently hold?	(n=5)
Board Certified Behavioral Analyst (BCBA or BCBA-D)	0.0%
Nationally Certified Counselor (NCC)	20.0%
Professional in Human Resources (PHR)	0.0%
Project Management Professional (PMP)	0.0%
School Psychology Certificate	0.0%
Senior Professional in Human Resources	0.0%
Six Sigma any belt	0.0%
Other (please specify)	80.0%