

The Chicago School of Professional Psychology Employment Outcomes Data 2019

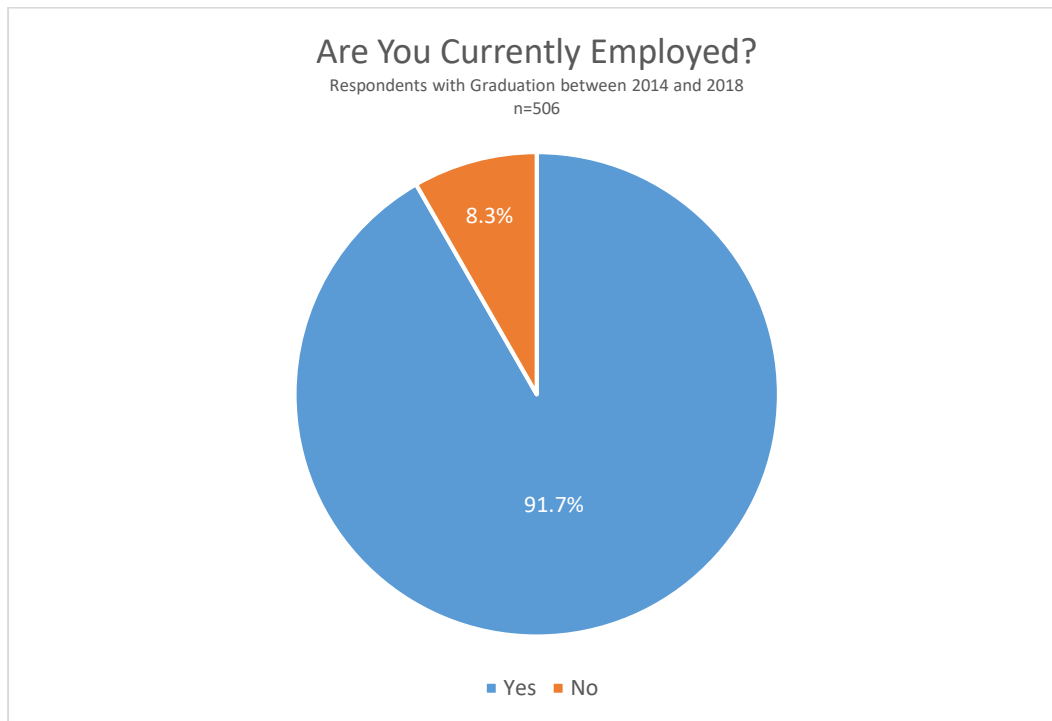


TCSPP Employment Outcomes Data 2019

Contents

TCSPP Employment Outcomes Data 2019.....	2
Overall TCSPP Respondents.....	3
TCSPP Overall Respondents, 1 Year Post-Graduation (AY 2017-2018).....	7
TCSPP Overall Respondents, 3 Year Post-Graduation (AY 2015-2016).....	11
TCSPP Overall Respondents, 5 Year Post-Graduation (AY 2013-2014).....	15
Overall TCSPP-Chicago Respondents.....	18
Overall TCSPP-Irvine Respondents.....	22
Overall TCSPP-Los Angeles Respondents.....	26
Overall TCSPP-Online Respondents.....	30
Overall TCSPP-Washington, DC Respondents.....	34

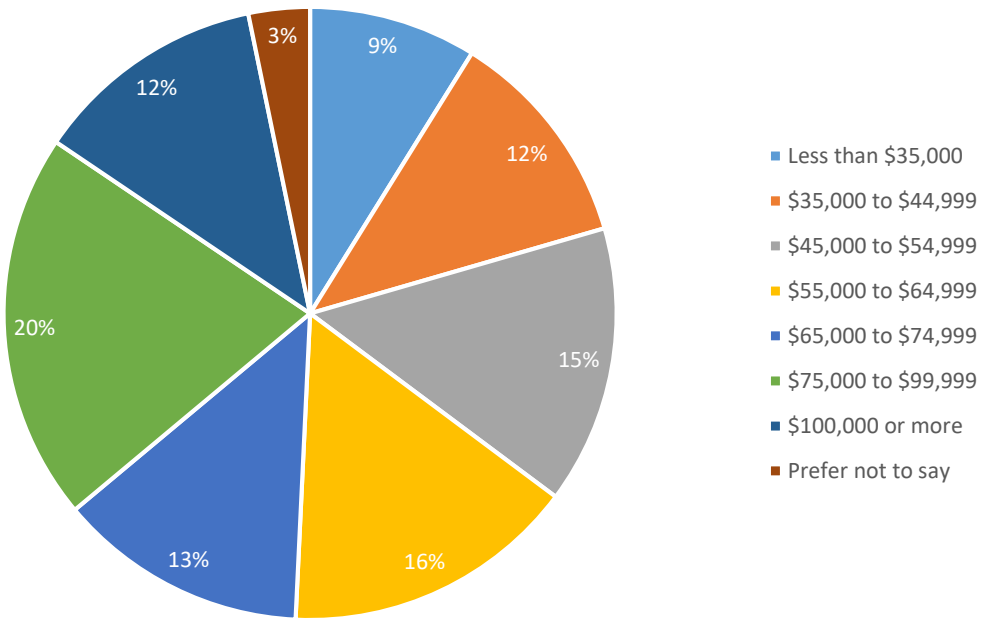
Overall TCSPP Respondents



Of the 8.3% of respondents who are not employed, 64.3% are seeking employment, while 35.7% are not. Additionally, 10.3% of the not employed respondents are continuing students, and 1.6% are retired.

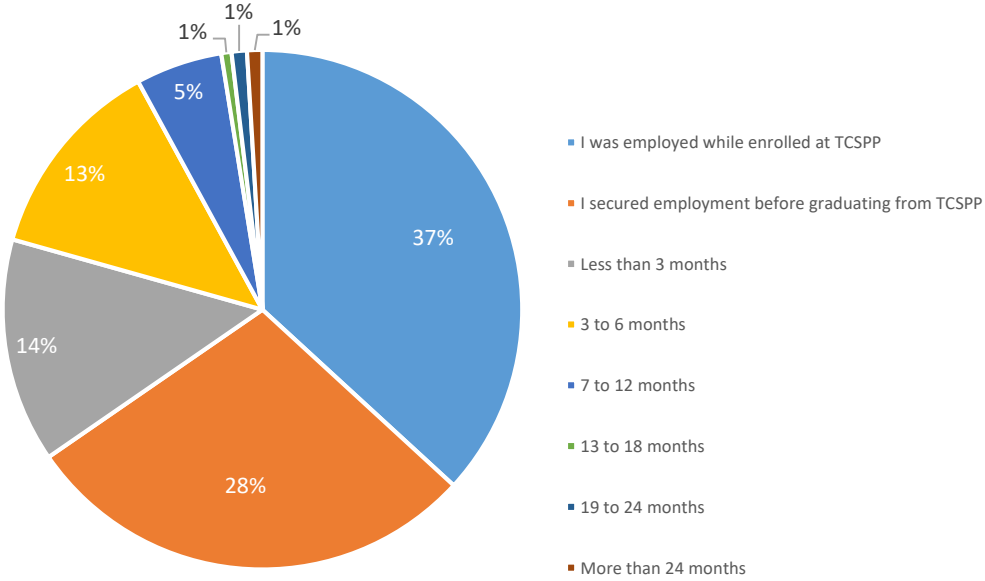
Of the respondents who are currently employed, 83.6% are employed in their field of study, 22.6% are self-employed, and 87.9% are working full time.

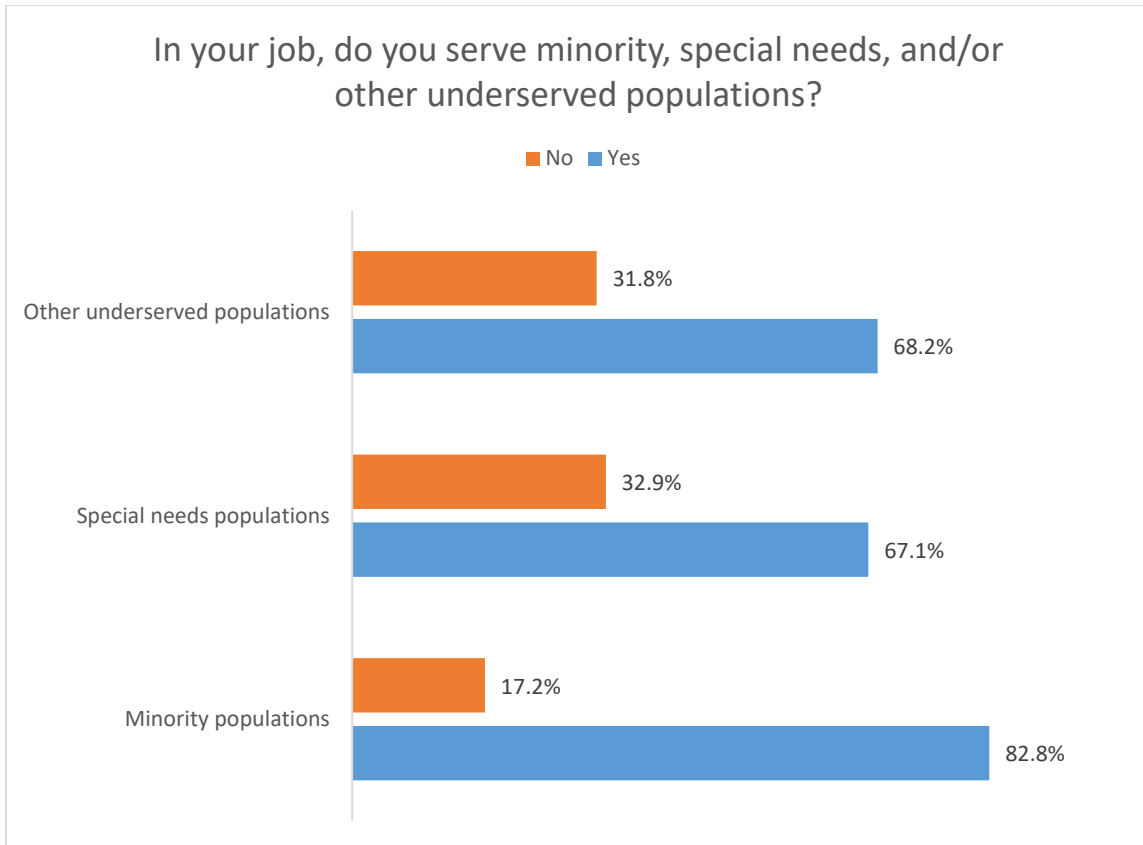
What is your current annual salary?



How long after graduating did you secure employment?

*Asked if graduation is within AY 15-16 or AY 17-18
(n = 315)





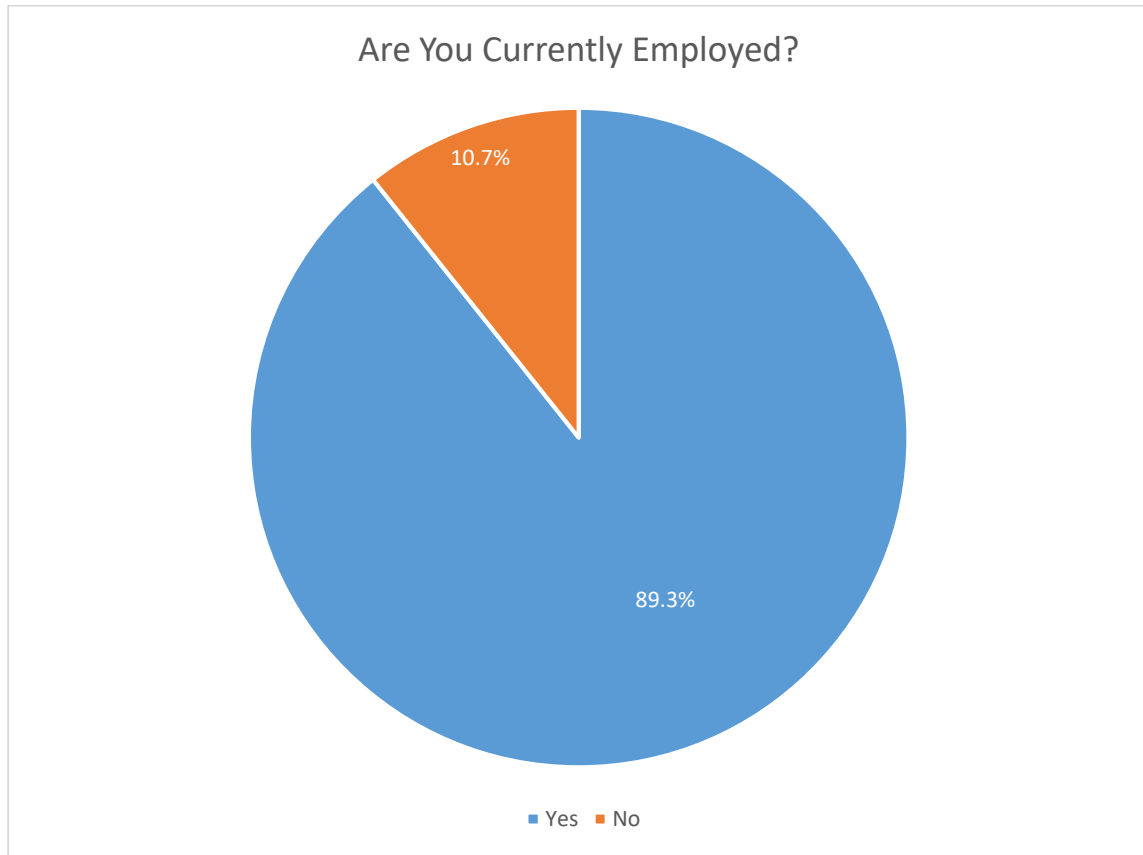
Are you licensed in your field? (asked independent if employed)	n	%
Yes.	209	44.0%
No, but I plan to become licensed.	120	25.3%
No, and I do NOT plan to become licensed.	25	5.3%
There is no licensure option in my field.	121	25.5%
Grand Total	475	

Licenses reported by alumni	
Licensed Behavior Analyst (LBA)	18
Licensed Clinical Professional Counselor (LCPC)	26
Licensed Clinical Psychologist/ Licensed Psychologist (LCP/ LP)	85
Licensed Marriage and Family Therapist (LMFT)	9
Licensed Professional Clinical Counselor (LPCC)	1
Licensed Professional Counselor (LPC)	49
Licensed Professional Counselor of Mental Health (LPCMH)	2
Nationally Certified School Psychologist	15
Other (please specify)	37
Grand Total	242

Are you certified in your field?	n	%
Yes.	135	29.0%
No, but I plan to become certified.	109	23.4%
No, and I do NOT plan to become certified.	55	11.8%
There is no certification option in my field.	167	35.8%

What certification(s) do you currently hold?	
Board Certified Behavioral Analyst (BCBA)	37
Nationally Certified Counselor (NCC)	14
Professional in Human Resources (PHR)	1
Project Management Professional (PMP)	1
School Psychology Certificate	16
Society for Human Resource Management (SHRM - any certification)	5
Six Sigma any belt	1
Other (please specify)	39
Grand Total	114

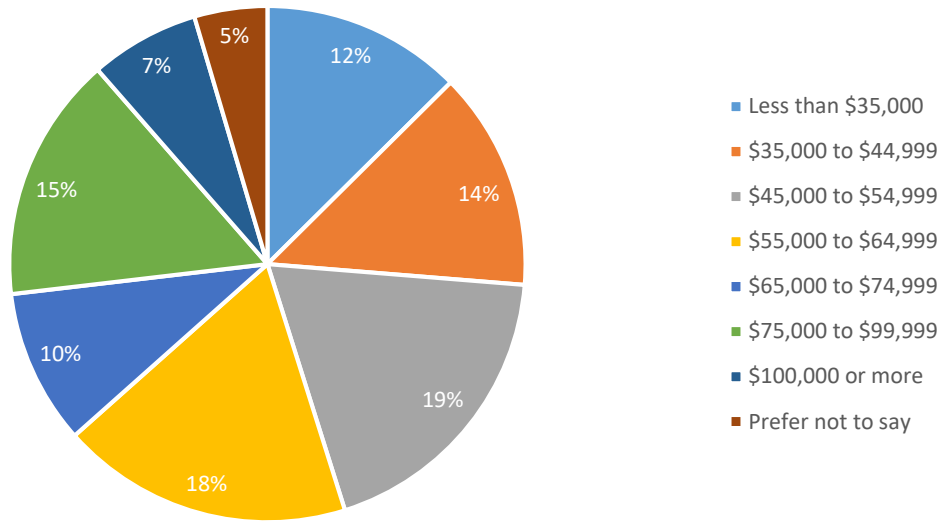
TCSPP Overall Respondents, 1 Year Post-Graduation (AY 2017-2018)



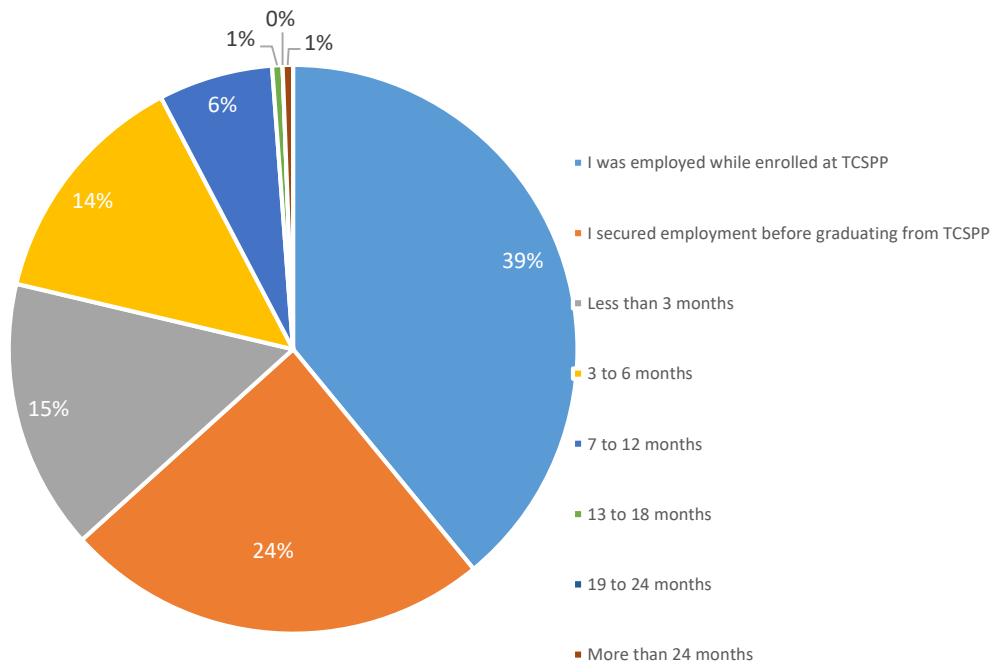
Of the 10.7% of respondents who are not employed, 76.2% are seeking employment, while 23.8% are not. Additionally, 11.7% of the not employed respondents are continuing students, and 1% are retired.

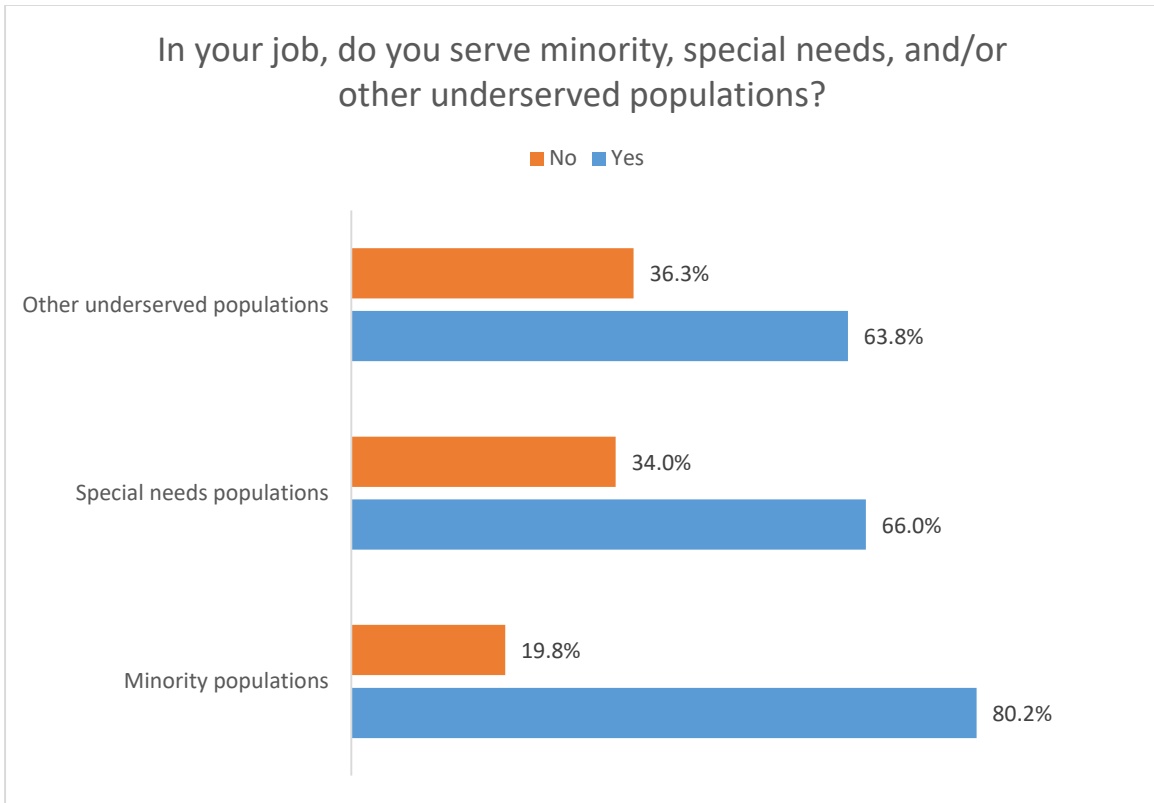
Of the respondents who are currently employed, 81.7% are employed in their field of study, 16.6% are self-employed, and 85.1% are working full time.

What is your current annual salary?



How long after graduating did you secure employment?





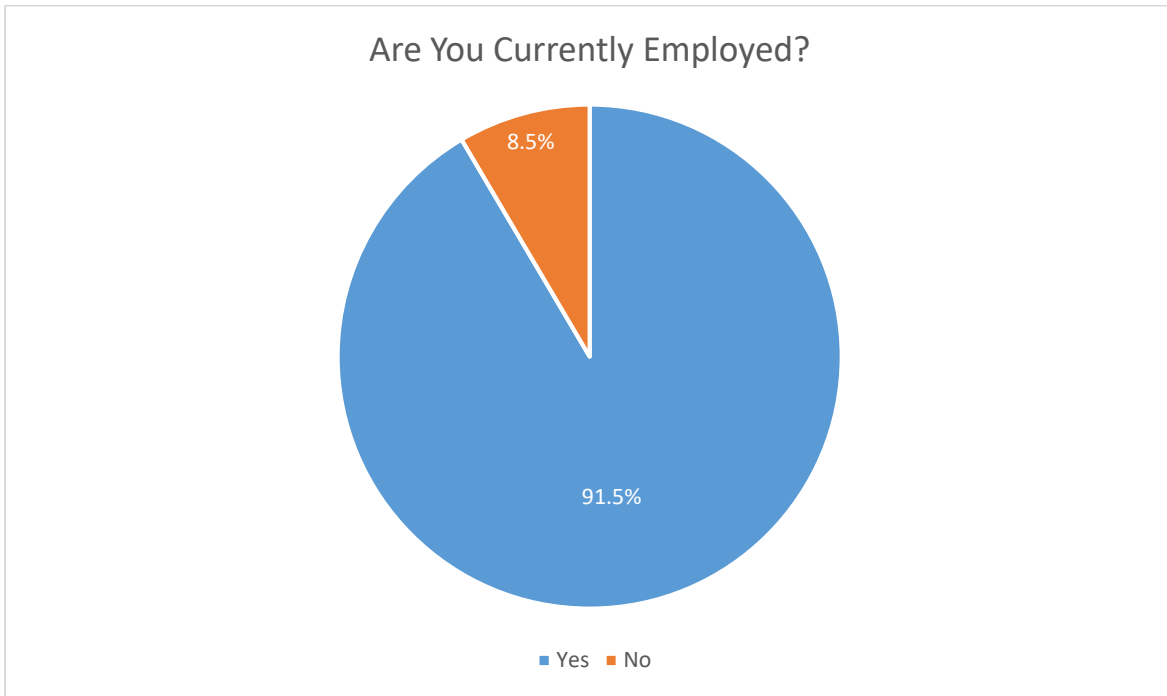
Are you licensed in your field? (asked independent if employed)	n	%
Yes.	51	28.0%
No, but I plan to become licensed.	69	37.9%
No, and I do NOT plan to become licensed.	5	2.7%
There is no licensure option in my field.	57	31.3%
Grand Total	182	

Licenses reported by alumni	
Licensed Behavior Analyst (LBA)	5
Licensed Clinical Professional Counselor (LCPC)	2
Licensed Clinical Psychologist/ Licensed Psychologist (LCP/ LP)	10
Licensed Marriage and Family Therapist (LMFT)	3
Licensed Professional Clinical Counselor (LPCC)	0
Licensed Professional Counselor (LPC)	17
Licensed Professional Counselor of Mental Health (LPCM)	0
Nationally Certified School Psychologist	5
Other (please specify)	17
Grand Total	59

Are you certified in your field?	n	%
Yes.	58	32.4%
No, but I plan to become certified.	46	25.7%
No, and I do NOT plan to become certified.	10	5.6%
There is no certification option in my field.	65	36.3%
Grand Total	179	

What certification(s) do you currently hold?	
Board Certified Behavioral Analyst (BCBA)	11
Nationally Certified Counselor (NCC)	9
Professional in Human Resources (PHR)	0
Project Management Professional (PMP)	1
School Psychology Certificate	5
Society for Human Resource Management (SHRM - any certification)	1
Six Sigma any belt	1
Other (please specify)	19
Grand Total	47

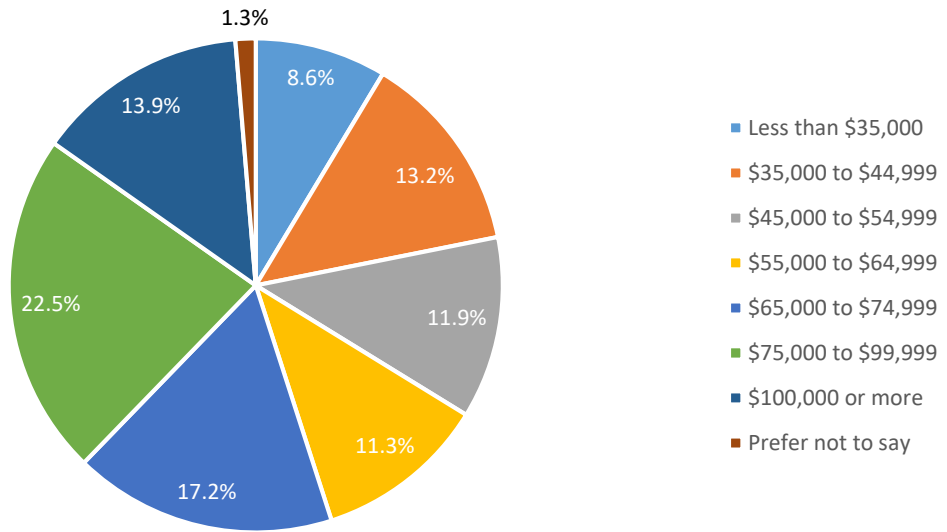
TCSPP Overall Respondents, 3 Year Post-Graduation (AY 2015-2016)



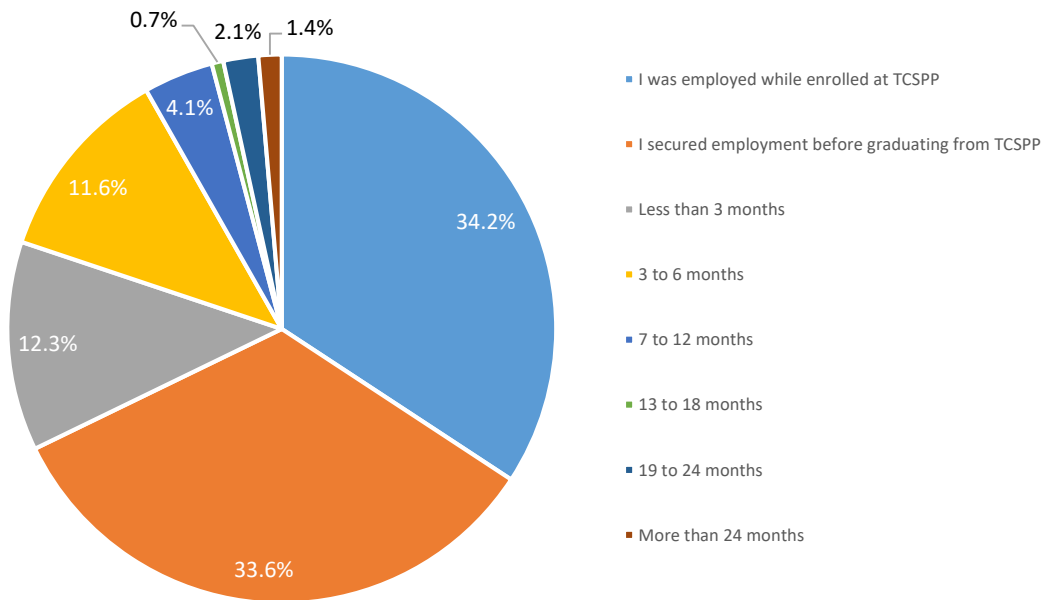
Of the 8.5% of respondents who are not employed, 50% are seeking employment, while 50% are not. Additionally, 11.6% of the not employed respondents are continuing students, and 1.8% are retired.

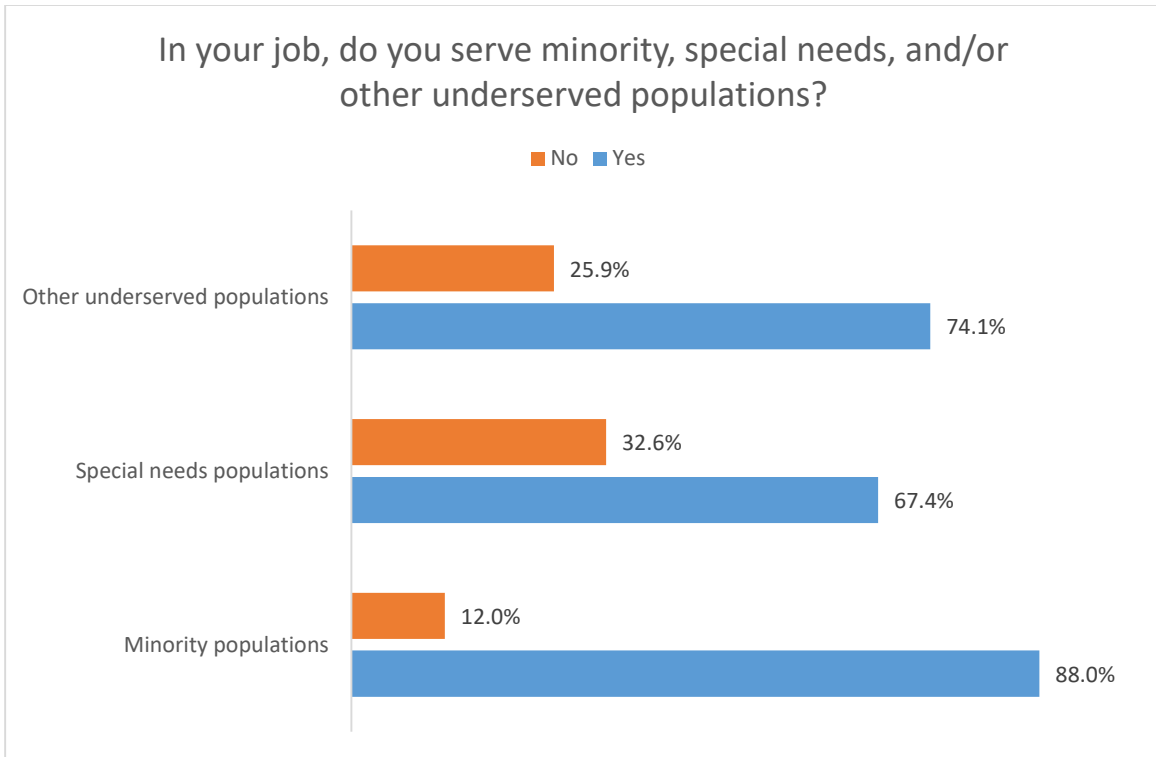
Of the respondents who are currently employed, 89% are employed in their field of study, 28.8% are self-employed, and 86.8% are working full time.

What is your current annual salary?



How long after graduating did you secure employment?





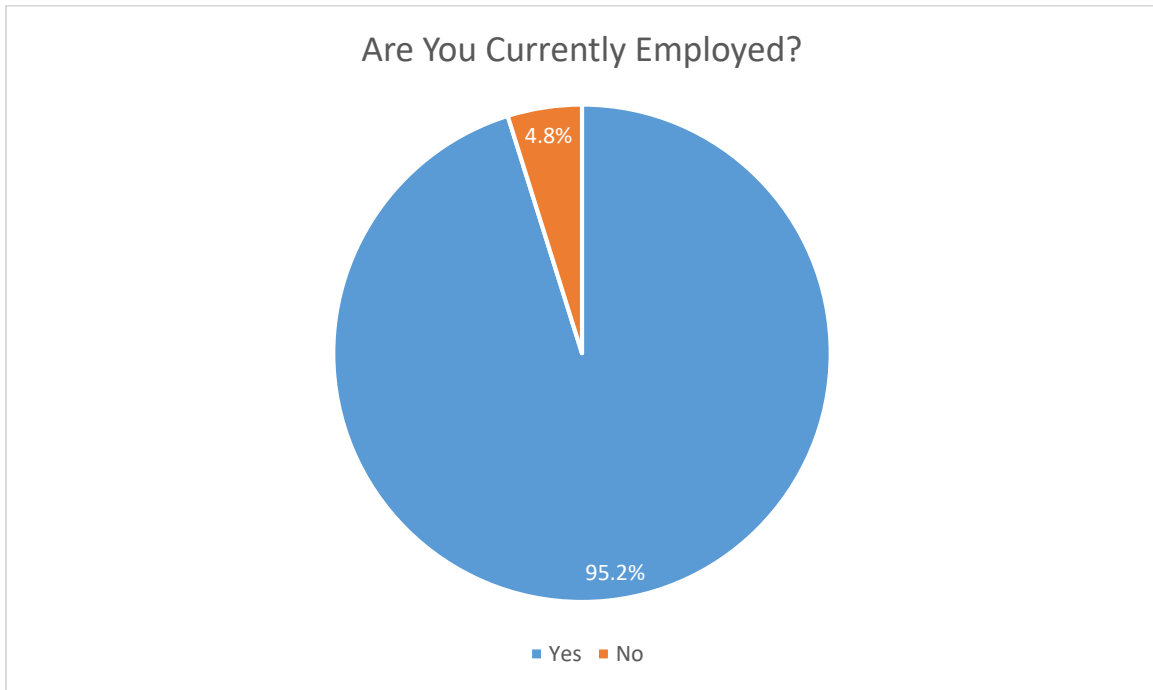
Are you licensed in your field? (asked independent if employed)	n	%
Yes.	85	55.6%
No, but I plan to become licensed.	28	18.3%
No, and I do NOT plan to become licensed.	6	3.9%
There is no licensure option in my field.	34	22.2%
Grand Total	153	

Licenses reported by alumni	
Licensed Behavior Analyst (LBA)	7
Licensed Clinical Professional Counselor (LCPC)	8
Licensed Clinical Psychologist/ Licensed Psychologist (LCP/ LP)	40
Licensed Marriage and Family Therapist (LMFT)	4
Licensed Professional Clinical Counselor (LPCC)	1
Licensed Professional Counselor (LPC)	23
Licensed Professional Counselor of Mental Health (LPCMH)	0
Nationally Certified School Psychologist	6
Other (please specify)	7
Grand Total	96

Are you certified in your field?	n	%
Yes.	39	25.8%
No, but I plan to become certified.	37	24.5%
No, and I do NOT plan to become certified.	19	12.6%
There is no certification option in my field.	56	37.1%
Grand Total	151	

What certification(s) do you currently hold?	
Board Certified Behavioral Analyst (BCBA)	13
Nationally Certified Counselor (NCC)	3
Professional in Human Resources (PHR)	0
Project Management Professional (PMP)	0
School Psychology Certificate	4
Society for Human Resource Management (SHRM - any certification)	3
Six Sigma any belt	0
Other (please specify)	8
Grand Total	31

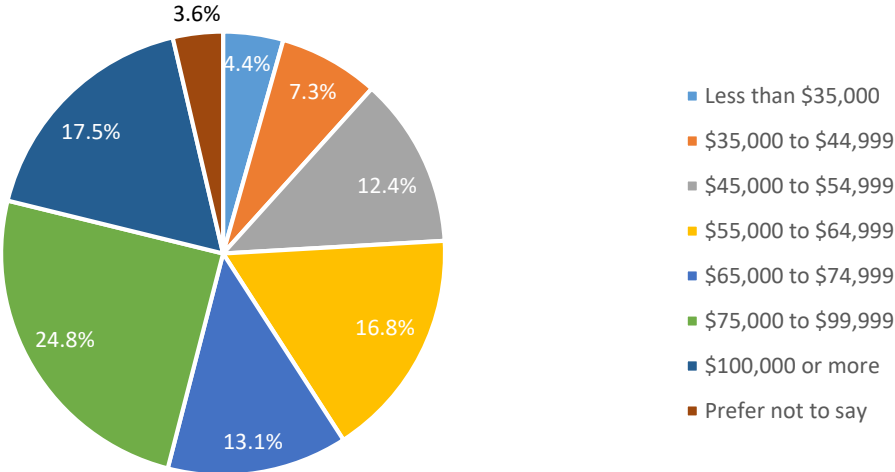
TCSPP Overall Respondents, 5 Year Post-Graduation (AY 2013-2014)



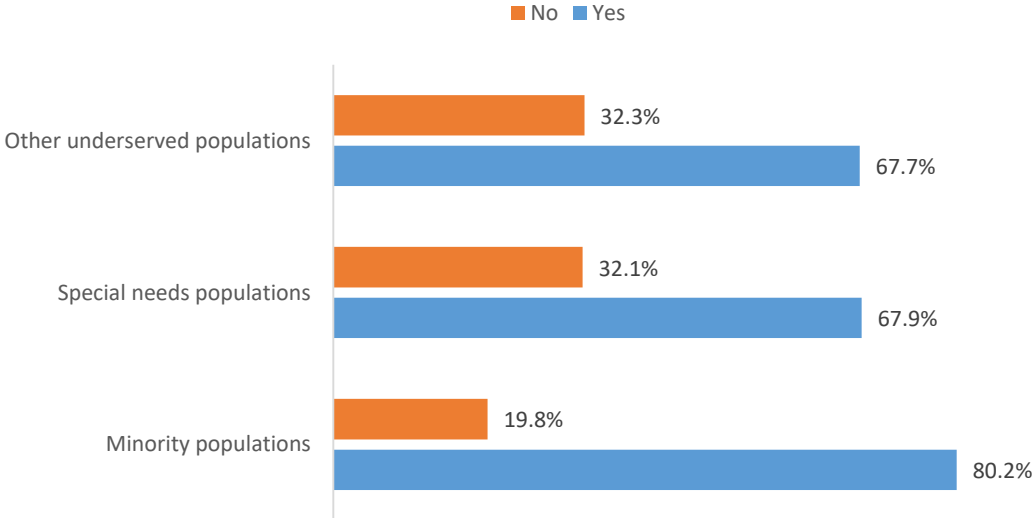
Of the 4.8% of respondents who are not employed, 57.1% are seeking employment, while 42.9% are not. Additionally, 6.9% of the not employed respondents are continuing students, and 2.1% are retired.

Of the respondents who are currently employed, 80.1% are employed in their field of study, 23.5% are self-employed, and 92.8% are working full time.

What is your current annual salary?



In your job, do you serve minority, special needs, and/or other underserved populations?



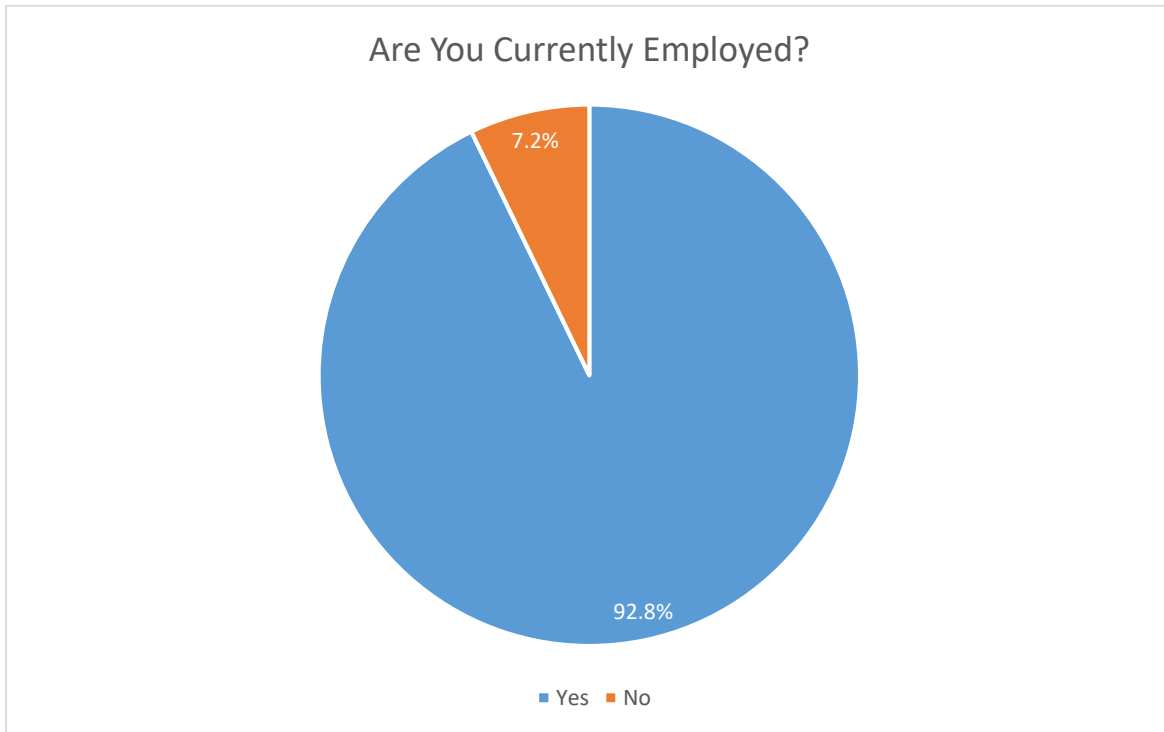
Are you licensed in your field? (asked independent if employed)	n	%
Yes.	73	52.1%
No, but I plan to become licensed.	23	16.4%
No, and I do NOT plan to become licensed.	14	10.0%
There is no licensure option in my field.	30	21.4%
Grand Total	140	

Licenses reported by alumni	
Licensed Behavior Analyst (LBA)	6
Licensed Clinical Professional Counselor (LCPC)	16
Licensed Clinical Psychologist/ Licensed Psychologist (LCP/ LP)	35
Licensed Marriage and Family Therapist (LMFT)	2
Licensed Professional Clinical Counselor (LPCC)	0
Licensed Professional Counselor (LPC)	9
Licensed Professional Counselor of Mental Health (LPCMH)	2
Nationally Certified School Psychologist	4
Other (please specify)	13
Grand Total	87

Are you certified in your field?	n	%
Yes.	38	27.9%
No, but I plan to become certified.	26	19.1%
No, and I do NOT plan to become certified.	26	19.1%
There is no certification option in my field.	46	33.8%
Grand Total	136	

What certification(s) do you currently hold?	
Board Certified Behavioral Analyst (BCBA)	13
Nationally Certified Counselor (NCC)	2
Professional in Human Resources (PHR)	1
Project Management Professional (PMP)	0
School Psychology Certificate	7
Society for Human Resource Management (SHRM - any certification)	1
Six Sigma any belt	0
Other (please specify)	12
Grand Total	36

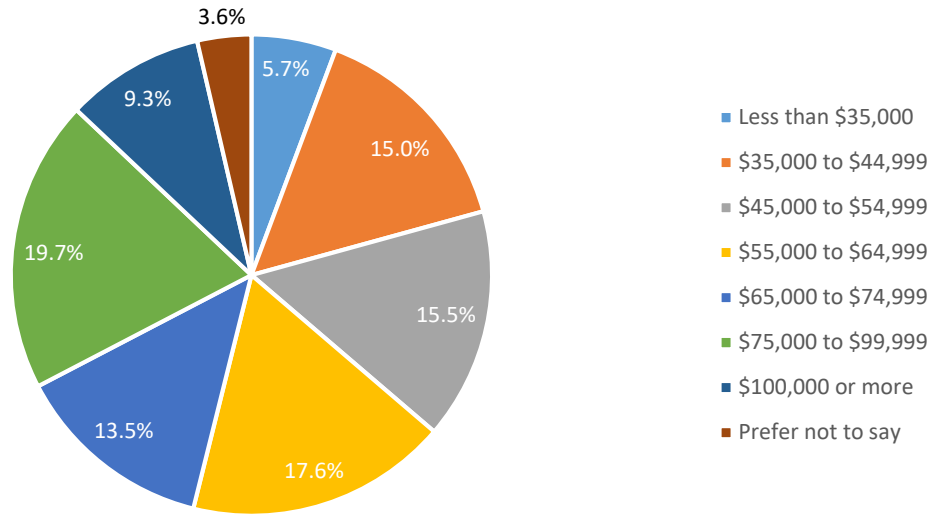
Overall TCSP-Chicago Respondents



Of the 7.2% of respondents who are not employed, 60% are seeking employment, while 40% are not. Additionally, 5.8% of the not employed respondents are continuing students, and 0.5% are retired.

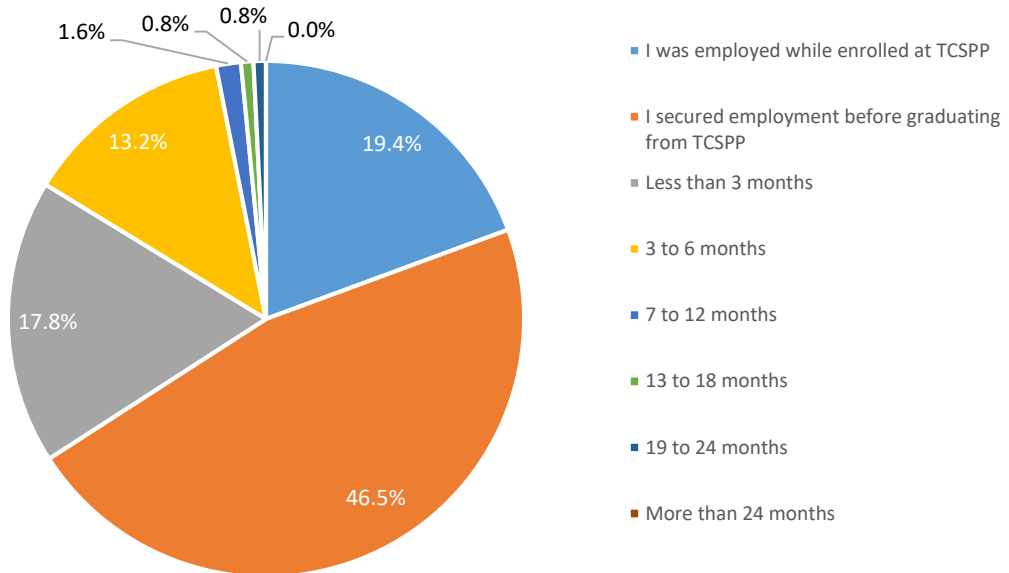
Of the respondents who are currently employed, 90.6% are employed in their field of study, 21.5% are self-employed, and 90.7% are working full time.

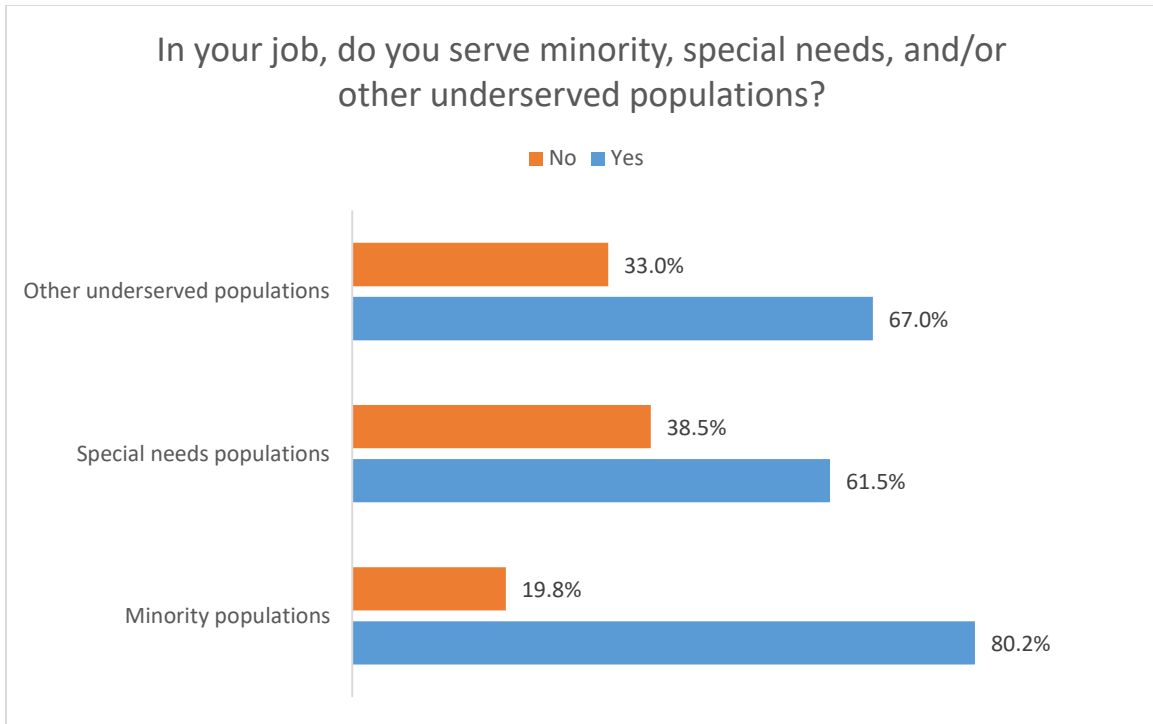
What is your current annual salary?



How long after graduating did you secure employment?

Asked if graduation year is AY15-16 or AY 17-18





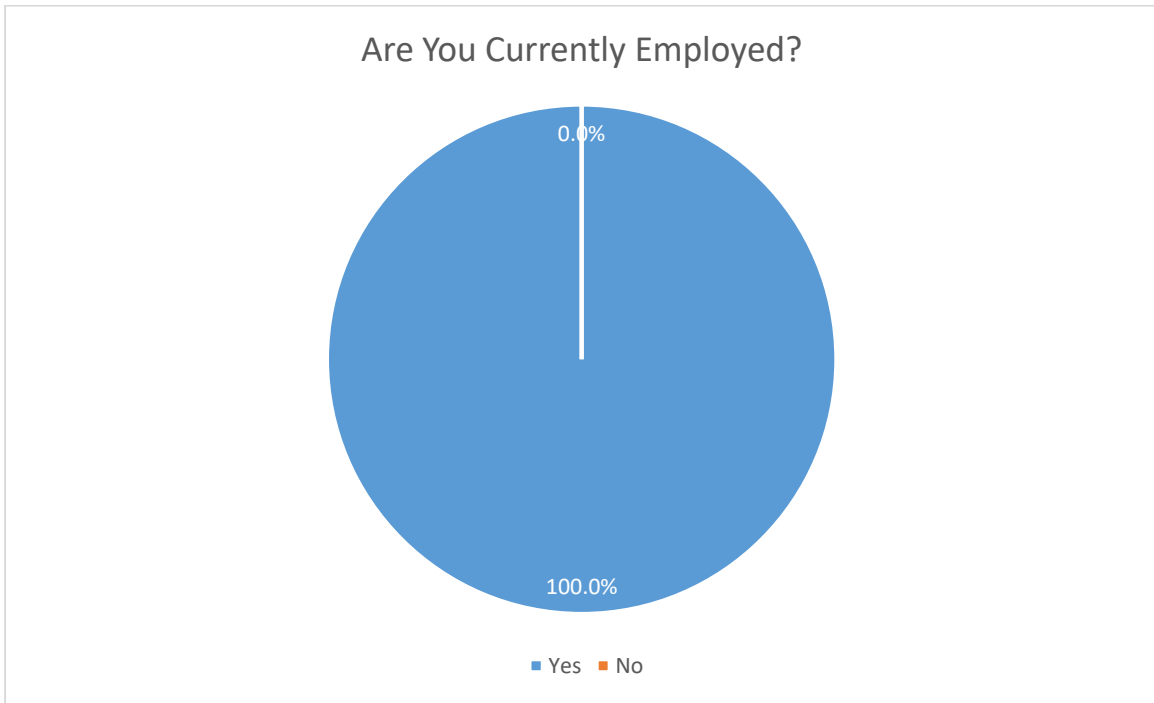
Are you licensed in your field? (asked independent if employed)	n	%
Yes.	129	65.2%
No, but I plan to become licensed.	32	16.2%
No, and I do NOT plan to become licensed.	6	3.0%
There is no licensure option in my field.	31	15.7%
Grand Total	198	

Licenses reported by alumni	
Licensed Behavior Analyst (LBA)	5
Licensed Clinical Professional Counselor (LCPC)	17
Licensed Clinical Psychologist/ Licensed Psychologist (LCP/ LP)	59
Licensed Marriage and Family Therapist (LMFT)	0
Licensed Professional Clinical Counselor (LPCC)	0
Licensed Professional Counselor (LPC)	37
Licensed Professional Counselor of Mental Health (LPCMH)	2
Nationally Certified School Psychologist	15
Other (please specify)	19
Grand Total	154

Are you certified in your field?	n	%
Yes.	62	32.0%
No, but I plan to become certified.	45	23.2%
No, and I do NOT plan to become certified.	32	16.5%
There is no certification option in my field.	55	28.4%
Grand Total	194	

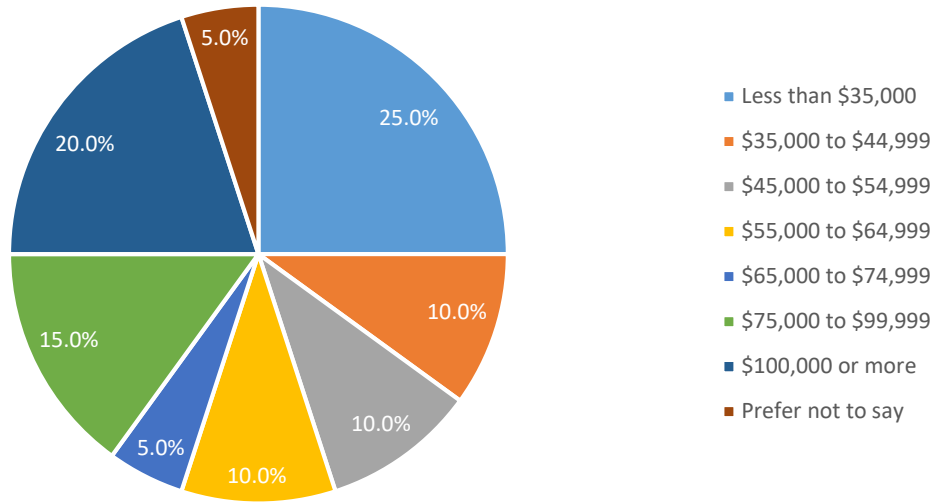
What certification(s) do you currently hold?	
Board Certified Behavioral Analyst (BCBA)	13
Nationally Certified Counselor (NCC)	6
Professional in Human Resources (PHR)	1
Project Management Professional (PMP)	0
School Psychology Certificate	16
Society for Human Resource Management (SHRM - any certification)	3
Six Sigma any belt	0
Other (please specify)	11
Grand Total	50

Overall TCSP- Irvine Respondents



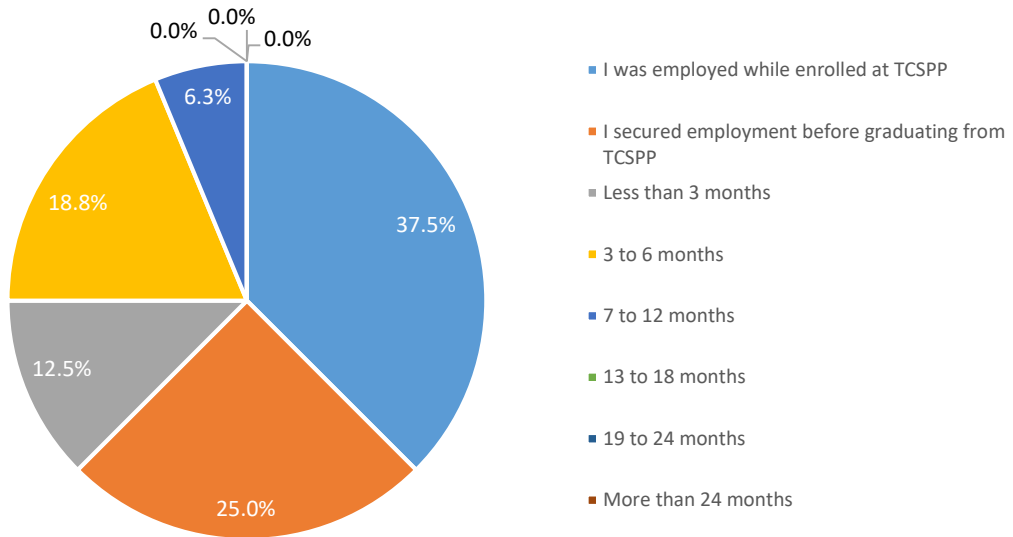
Of the respondents who are currently employed, 94.7% are employed in their field of study, 31.6% are self-employed, and 70% are working full time. Additionally, 25% of the not employed respondents are continuing students.

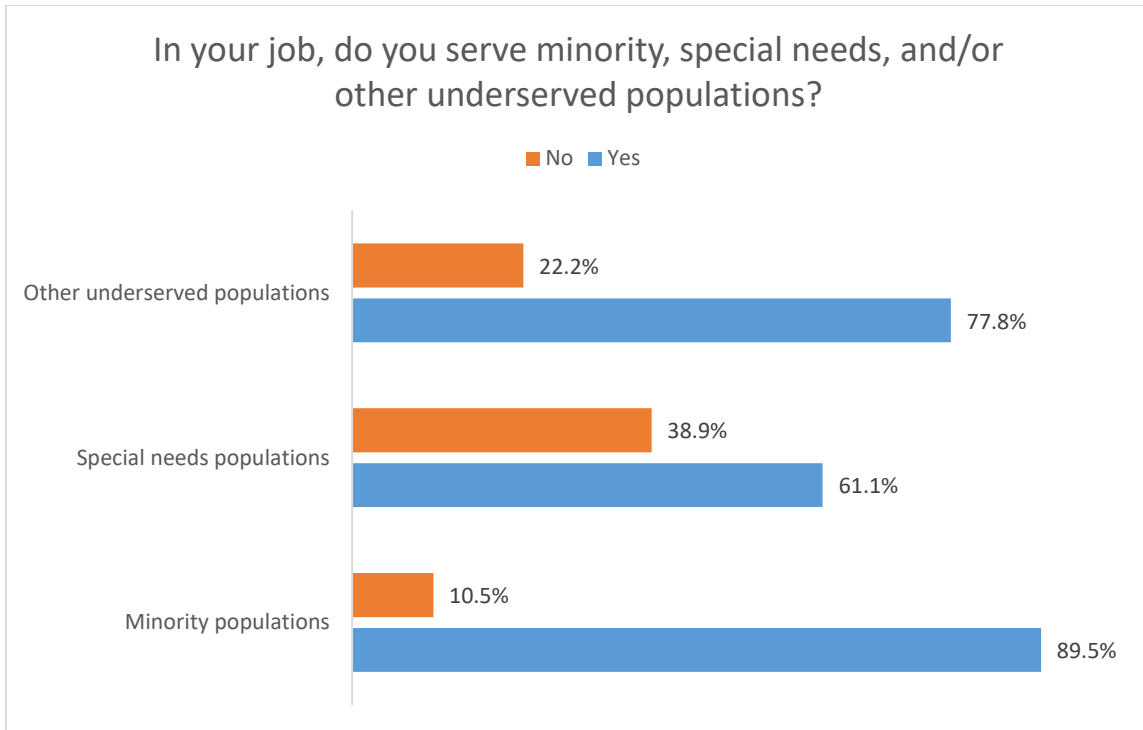
What is your current annual salary?



How long after graduating did you secure employment?

Asked if graduation year is AY15-16 or AY 17-18





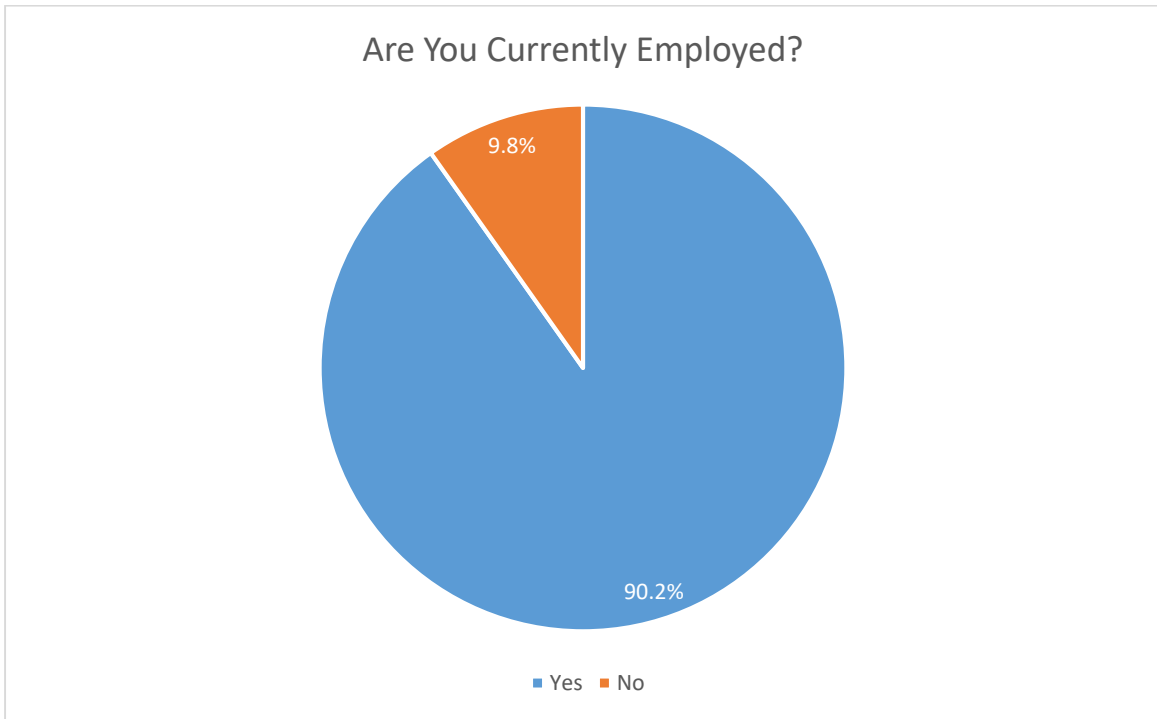
Are you licensed in your field? (asked independent if employed)	n	%
Yes.	6	33.3%
No, but I plan to become licensed.	8	44.4%
No, and I do NOT plan to become licensed.	2	11.1%
There is no licensure option in my field.	2	11.1%
Grand Total	18	

Licenses reported by alumni	
Licensed Behavior Analyst (LBA)	0
Licensed Clinical Professional Counselor (LCPC)	0
Licensed Clinical Psychologist/ Licensed Psychologist (LCP/ LP)	3
Licensed Marriage and Family Therapist (LMFT)	3
Licensed Professional Clinical Counselor (LPCC)	0
Licensed Professional Counselor (LPC)	0
Licensed Professional Counselor of Mental Health (LPCMH)	0
Nationally Certified School Psychologist	0
Other (please specify)	0
Grand Total	6

Are you certified in your field?	n	%
Yes.	2	11.1%
No, but I plan to become certified.	5	27.8%
No, and I do NOT plan to become certified.	3	16.7%
There is no certification option in my field.	8	44.4%
Grand Total	18	

What certification(s) do you currently hold?	
Board Certified Behavioral Analyst (BCBA)	0
Nationally Certified Counselor (NCC)	0
Professional in Human Resources (PHR)	0
Project Management Professional (PMP)	0
School Psychology Certificate	0
Society for Human Resource Management (SHRM - any certification)	0
Six Sigma any belt	0
Other (please specify)	1
Grand Total	1

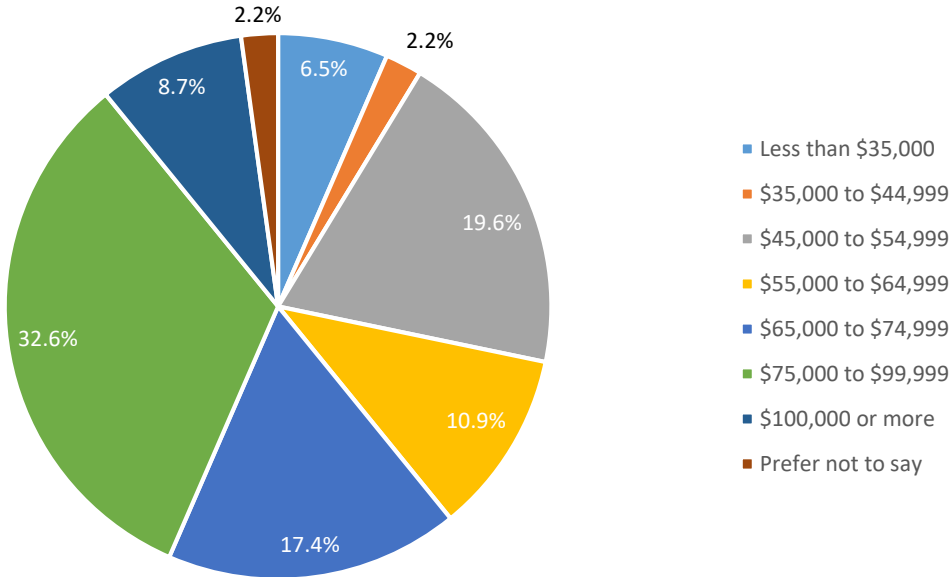
Overall TCSPP-Los Angeles Respondents



Of the 9.8% of respondents who are not employed, 60% are seeking employment, while 40% are not. Additionally, 9.8% of the not employed respondents are continuing students.

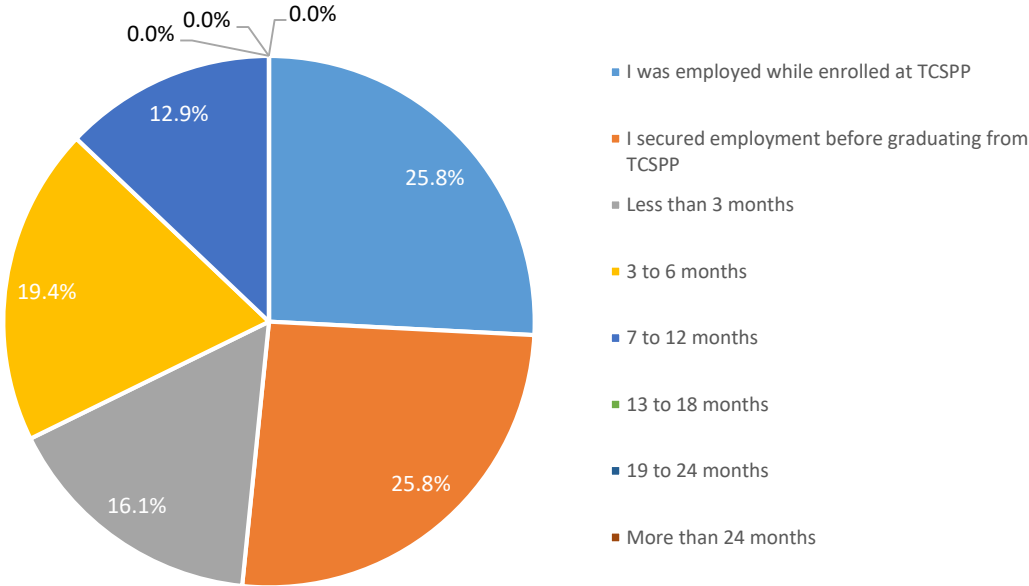
Of the respondents who are currently employed, 89.1% are employed in their field of study, 26.2% are self-employed, and 89.1% are working full time.

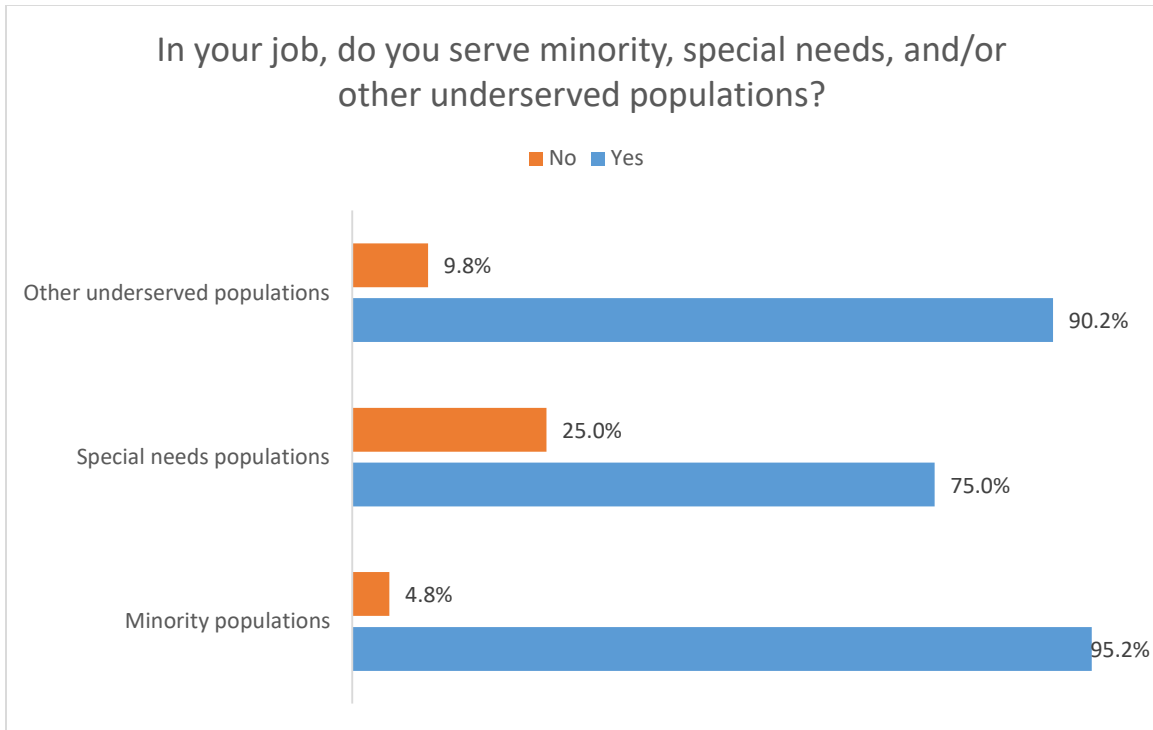
What is your current annual salary?



How long after graduating did you secure employment?

Asked if graduation year is AY15-16 or AY 17-18





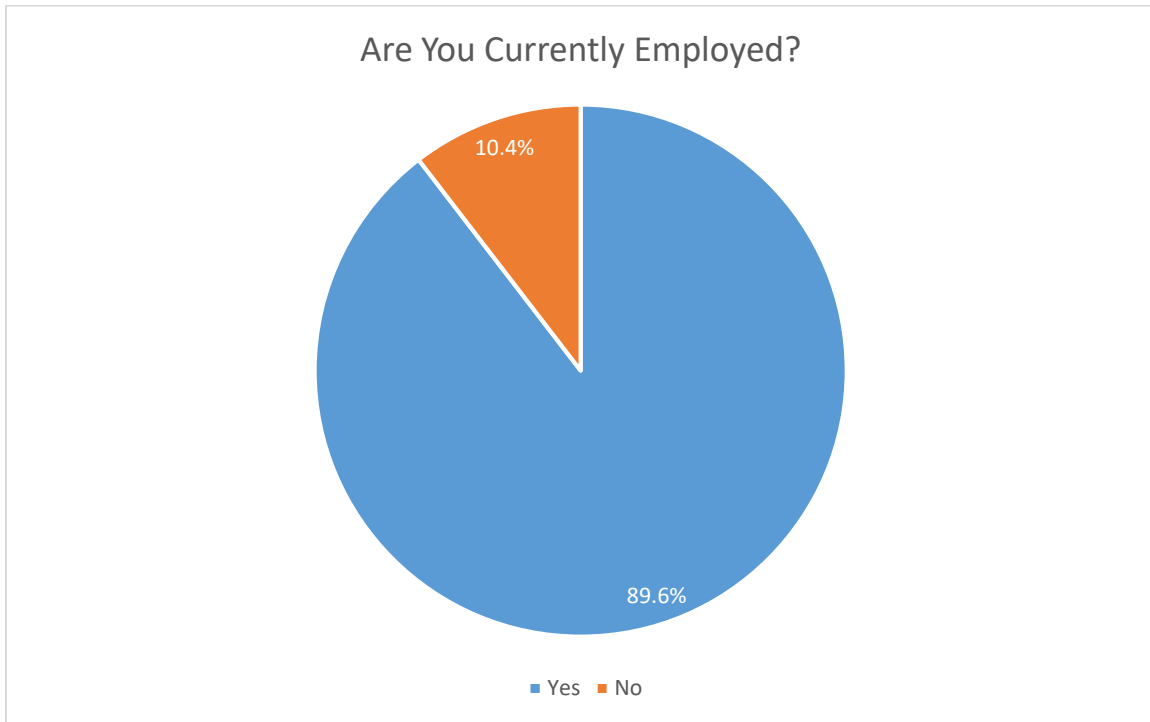
Are you licensed in your field? (asked independent if employed)	n	%
Yes.	19	42.2%
No, but I plan to become licensed.	17	37.8%
No, and I do NOT plan to become licensed.	1	2.2%
There is no licensure option in my field.	8	17.8%
Grand Total	45	

Licenses reported by alumni	
Licensed Behavior Analyst (LBA)	1
Licensed Clinical Professional Counselor (LCPC)	1
Licensed Clinical Psychologist/ Licensed Psychologist (LCP/ LP)	11
Licensed Marriage and Family Therapist (LMFT)	5
Licensed Professional Clinical Counselor (LPCC)	1
Licensed Professional Counselor (LPC)	0
Licensed Professional Counselor of Mental Health (LPCMH)	0
Nationally Certified School Psychologist	0
Other (please specify)	0
Grand Total	19

Are you certified in your field?	n	%
Yes.	11	24.4%
No, but I plan to become certified.	10	22.2%
No, and I do NOT plan to become certified.	3	6.7%
There is no certification option in my field.	21	46.7%
Grand Total	45	

What certification(s) do you currently hold?		
Board Certified Behavioral Analyst (BCBA)		5
Nationally Certified Counselor (NCC)		0
Professional in Human Resources (PHR)		0
Project Management Professional (PMP)		0
School Psychology Certificate		0
Society for Human Resource Management (SHRM - any certification)		0
Six Sigma any belt		0
Other (please specify)		7
Grand Total		13

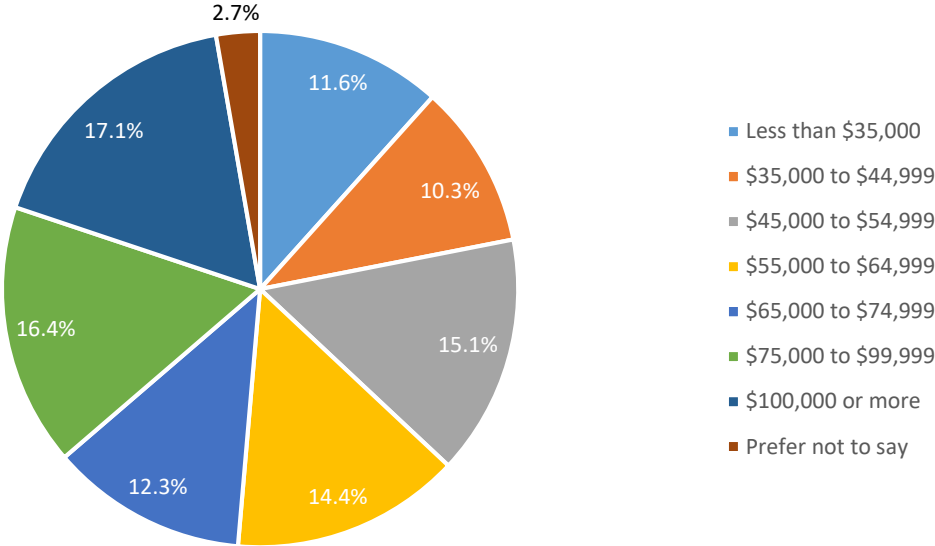
Overall TCSP-Online Respondents



Of the 10.4% of respondents who are not employed, 70.6% are seeking employment, while 29.4% are not. Additionally, 14.7% of the not employed respondents are continuing students, and 4.3% are retired.

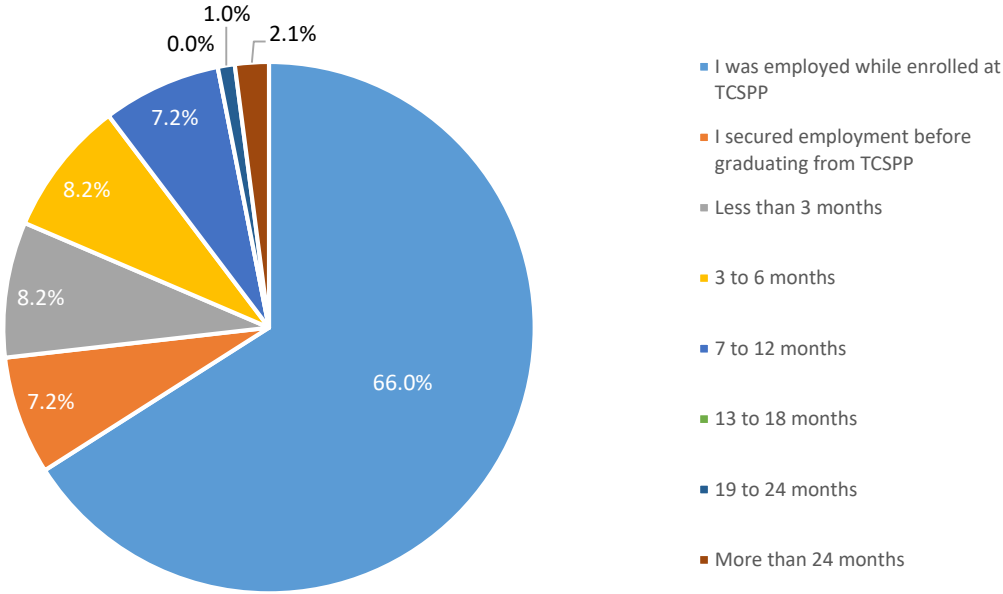
Of the respondents who are currently employed, 86.3% are employed in their field of study, 20.3% are self-employed, and 86.3% are working full time.

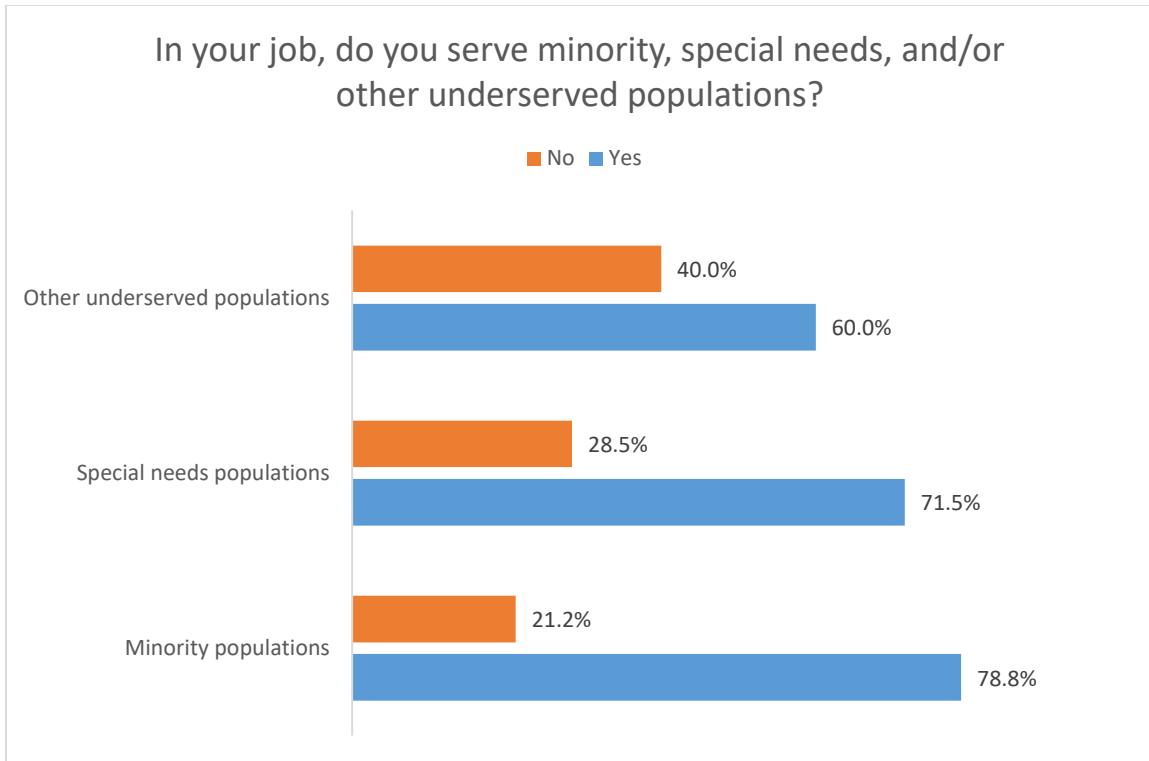
What is your current annual salary?



How long after graduating did you secure employment?

Asked if graduation year is AY15-16 or AY 17-18





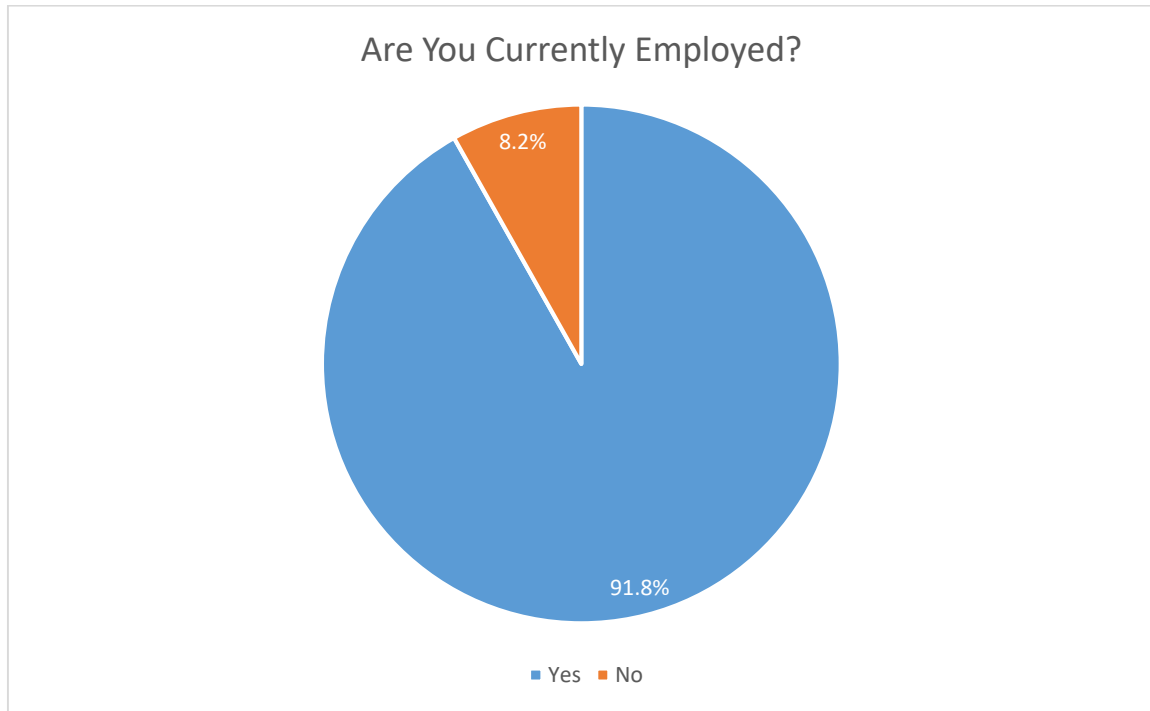
Are you licensed in your field? (asked independent if employed)	n	%
Yes.	24	15.5%
No, but I plan to become licensed.	45	29.0%
No, and I do NOT plan to become licensed.	14	9.0%
There is no licensure option in my field.	72	46.5%
Grand Total	155	

Licenses reported by alumni	
Licensed Behavior Analyst (LBA)	10
Licensed Clinical Professional Counselor (LCPC)	1
Licensed Clinical Psychologist/ Licensed Psychologist (LCP/ LP)	1
Licensed Marriage and Family Therapist (LMFT)	1
Licensed Professional Clinical Counselor (LPCC)	0
Licensed Professional Counselor (LPC)	2
Licensed Professional Counselor of Mental Health (LPCMH)	0
Nationally Certified School Psychologist	0
Other (please specify)	11
Grand Total	26

Are you certified in your field?	n	%
Yes.	42	27.8%
No, but I plan to become certified.	31	20.5%
No, and I do NOT plan to become certified.	12	7.9%
There is no certification option in my field.	66	43.7%
Grand Total	151	

What certification(s) do you currently hold?	n
Board Certified Behavioral Analyst (BCBA)	18
Nationally Certified Counselor (NCC)	2
Professional in Human Resources (PHR)	0
Project Management Professional (PMP)	1
School Psychology Certificate	0
Society for Human Resource Management (SHRM - any certification)	2
Six Sigma any belt	1
Other (please specify)	13
Grand Total	37

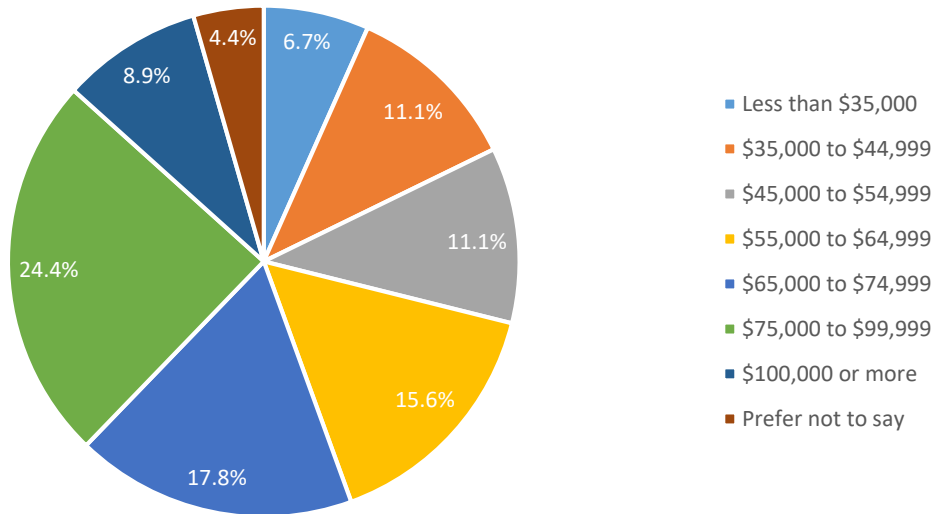
Overall TCSPP-Washington, DC Respondents



Of the 8.2% of respondents who are not employed, 75% are seeking employment, while 25% are not. Additionally, 10.2% of the not employed respondents are continuing students.

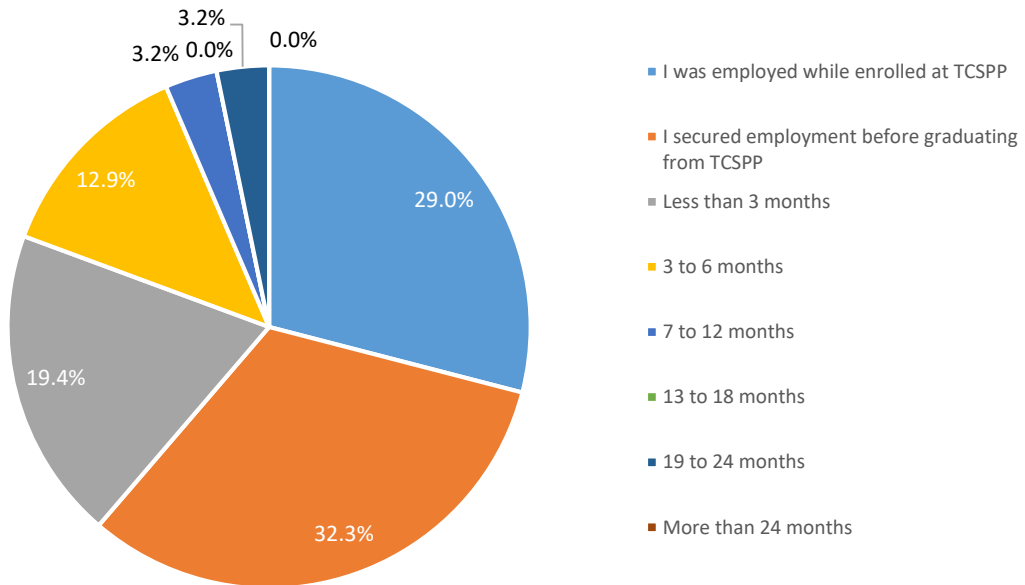
Of the respondents who are currently employed, 83.7% are employed in their field of study, 20.9% are self-employed, and 91.1% are working full time.

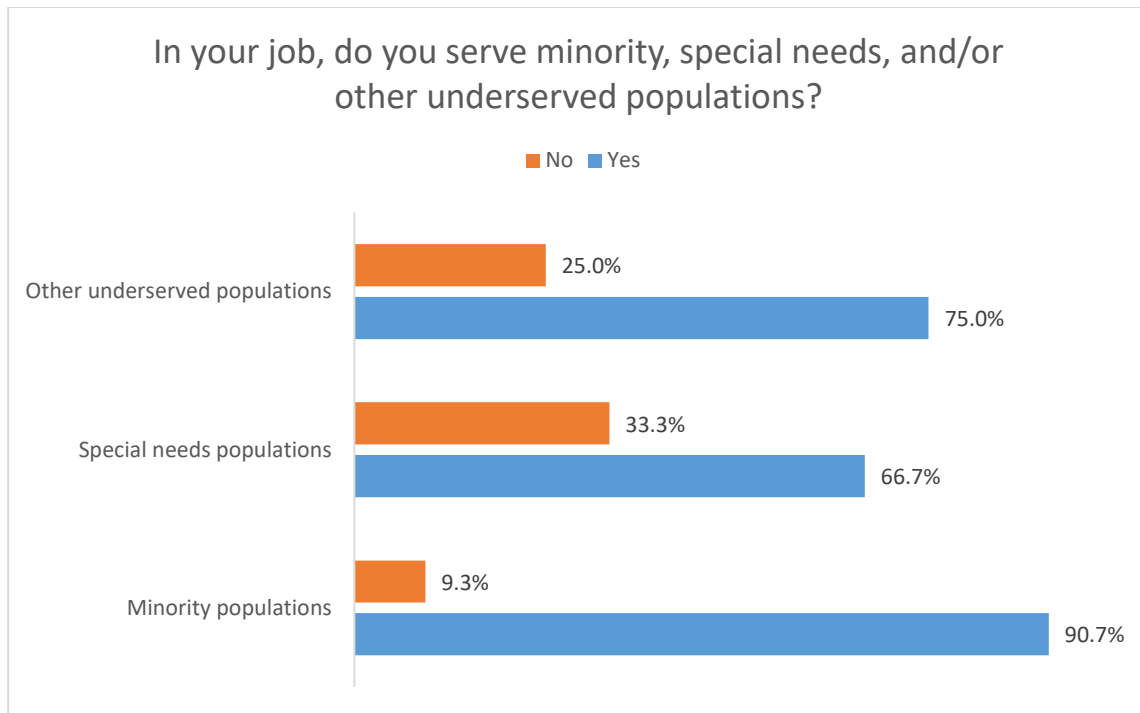
What is your current annual salary?



How long after graduating did you secure employment?

Asked if graduation year is AY15-16 or AY 17-18





Are you licensed in your field? (asked independent if employed)	n	%
Yes.	25	55.6%
No, but I plan to become licensed.	11	24.4%
No, and I do NOT plan to become licensed.	1	2.2%
There is no licensure option in my field.	8	17.8%
Grand Total	45	

Licenses reported by alumni	
Licensed Behavior Analyst (LBA)	2
Licensed Clinical Professional Counselor (LCPC)	7
Licensed Clinical Psychologist/ Licensed Psychologist (LCP/ LP)	8
Licensed Marriage and Family Therapist (LMFT)	0
Licensed Professional Clinical Counselor (LPCC)	0
Licensed Professional Counselor (LPC)	8
Licensed Professional Counselor of Mental Health (LPCMH)	0
Nationally Certified School Psychologist	0
Other (please specify)	7
Grand Total	32

Are you certified in your field?	n	%
Yes.	13	29.5%
No, but I plan to become certified.	14	31.8%
No, and I do NOT plan to become certified.	4	9.1%
There is no certification option in my field.	13	29.5%
Grand Total	44	

What certification(s) do you currently hold?	
Board Certified Behavioral Analyst (BCBA)	1
Nationally Certified Counselor (NCC)	6
Professional in Human Resources (PHR)	0
Project Management Professional (PMP)	0
School Psychology Certificate	0
Society for Human Resource Management (SHRM - any certification)	0
Six Sigma any belt	0
Other (please specify)	5
Grand Total	12