

The Chicago School of Professional Psychology Employment Outcomes Data 2020



TheChicagoSchool[®]
of Professional Psychology

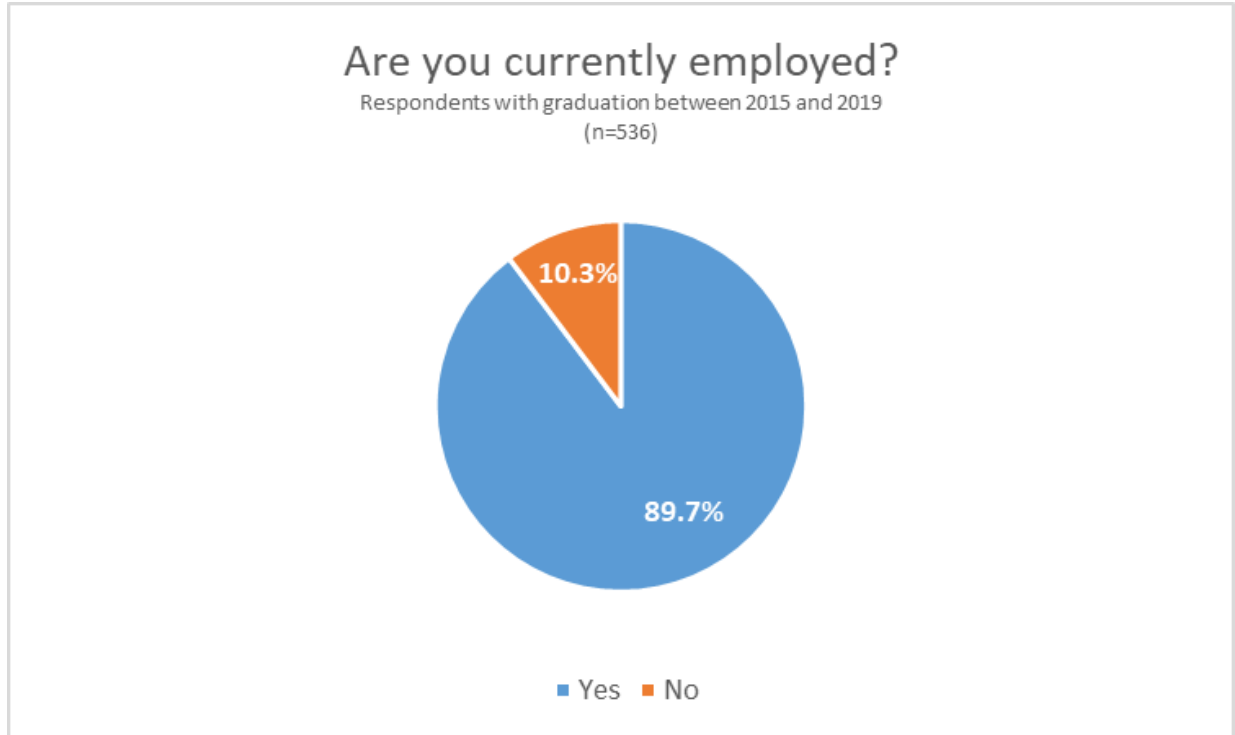


TCSPP Employment Outcomes Data 2020

Contents

The Chicago School of Professional Psychology Employment Outcomes Data 2020.....	1
TCSPP Employment Outcomes Data 2020.....	2
Overall TCSPP Respondents.....	3
TCSPP Overall Respondents, 1 Year Post-Graduation (AY 2018-2019).....	7
TCSPP Overall Respondents, 3 Year Post-Graduation (AY 2016-2017).....	11
TCSPP Overall Respondents, 5 Year Post-Graduation (AY 2014-2015).....	15
Overall TCSPP-Chicago Respondents.....	18
Overall TCSPP-Irvine Respondents.....	22
Overall TCSPP-Los Angeles Respondents.....	26
Overall TCSPP-Online Respondents.....	30
Overall TCSPP-Washington, DC Respondents.....	34

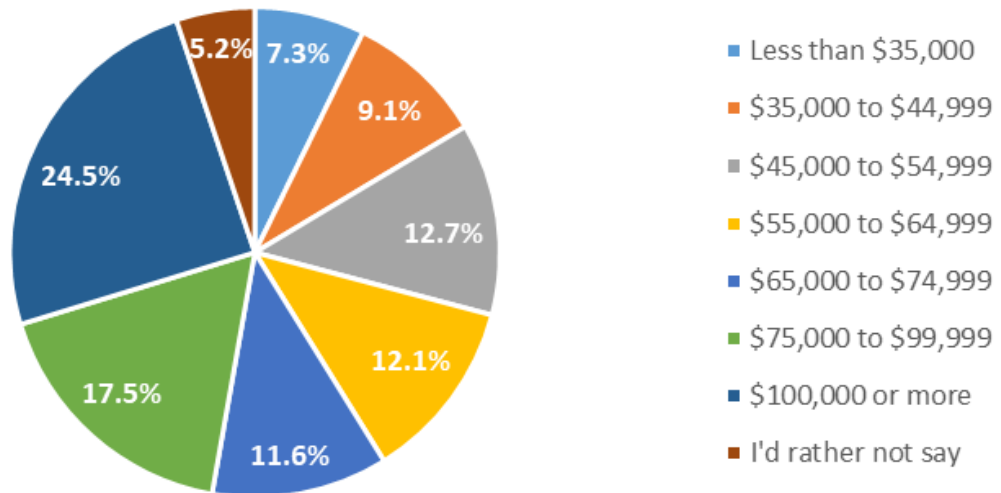
Overall TCSPP Respondents



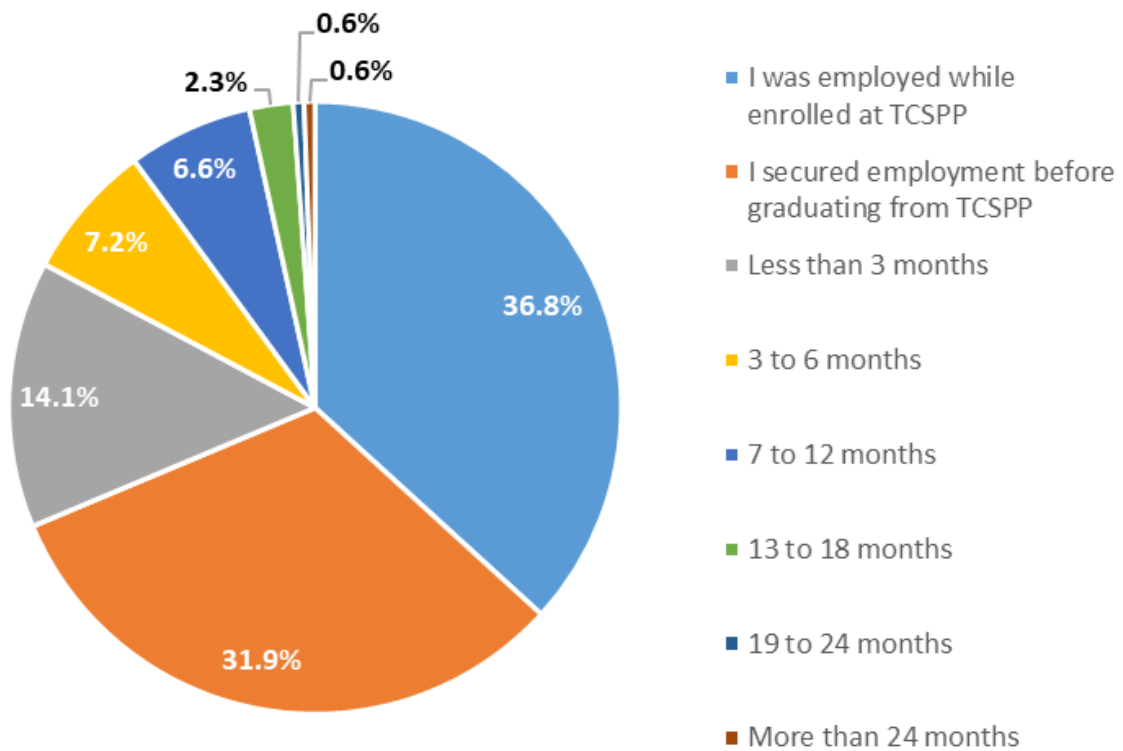
Of the 10.3% of respondents who are not employed, 75% are seeking employment, while 25% are not. Additionally, 10.3% of the not employed respondents are continuing students, and 2.2% are retired.

Of the respondents who are currently employed, 89.6% are employed in their field of study, 26.5% are self-employed, and 89.4% are working full time.

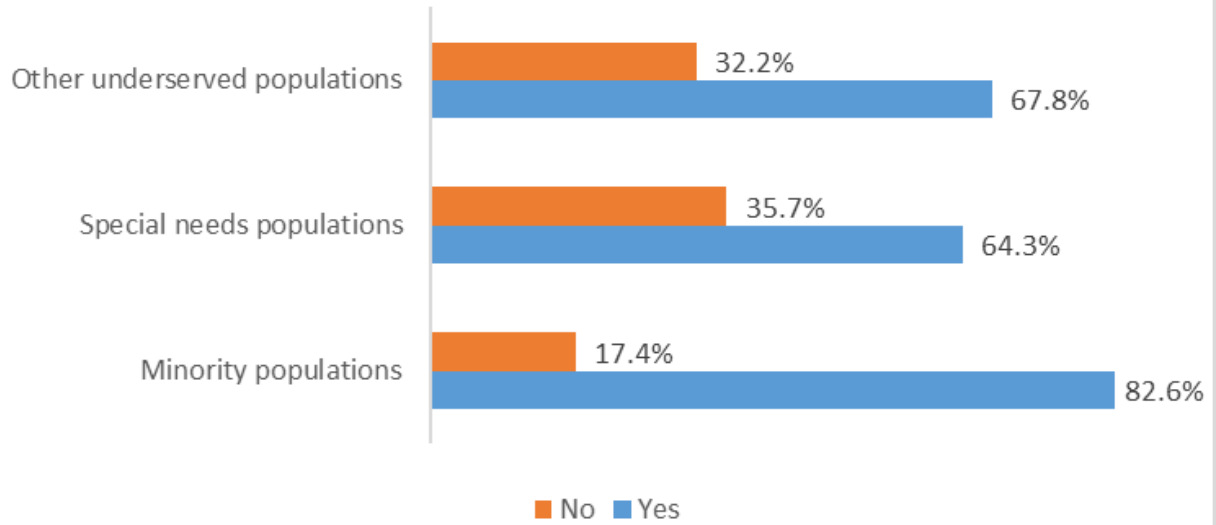
What is your current annual salary?



How long after graduating did you secure employment?



In this job, do you serve minority, special needs, and/or other underserved populations?



Are you licensed in your field?

	(n = 538)
Yes.	43.7%
No, but I plan to become licensed.	28.3%
No, and I do NOT plan to become licensed.	22.9%
There is no licensure option in my field.	5.2%

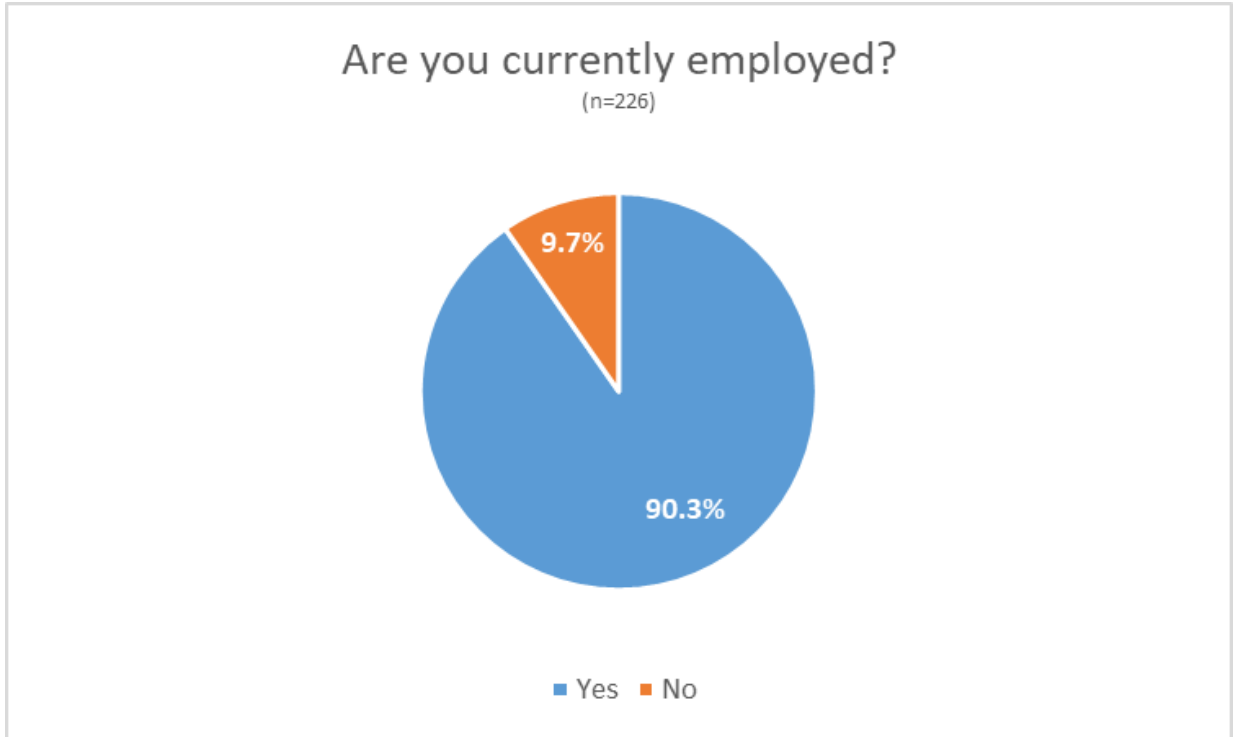
License Type	(n = 270)
Licensed Behavior Analyst (LBA)	14
Licensed Clinical Professional Counselor (LCPC)	21
Licensed Clinical Psychologist/ Licensed Psychologist (LCP/ LP)	119
Licensed Marriage and Family Therapist (LMFT)	11
Licensed Professional Clinical Counselor (LPCC)	2
Licensed Professional Counselor (LPC)	45
Nationally Certified School Psychologist	13
Other (please specify)	45

Are you certified in your field?

	(n = 535)
Yes.	24.1%
No, but I plan to become certified.	29.5%
No, and I do NOT plan to become certified.	11.8%
There is no certification option in my field.	34.6%

Certification Type	(n = 98)
Board Certified Behavioral Analyst (BCBA)	32
Board Certified Behavioral Analyst (BCBA-D)	7
Nationally Certified Counselor (NCC)	15
Professional in Human Resources (PHR)	1
School Psychology Certificate	11
Six Sigma any belt	1
Society for Human Resource Management (SHRM - any certification)	5
Other (please specify)	26

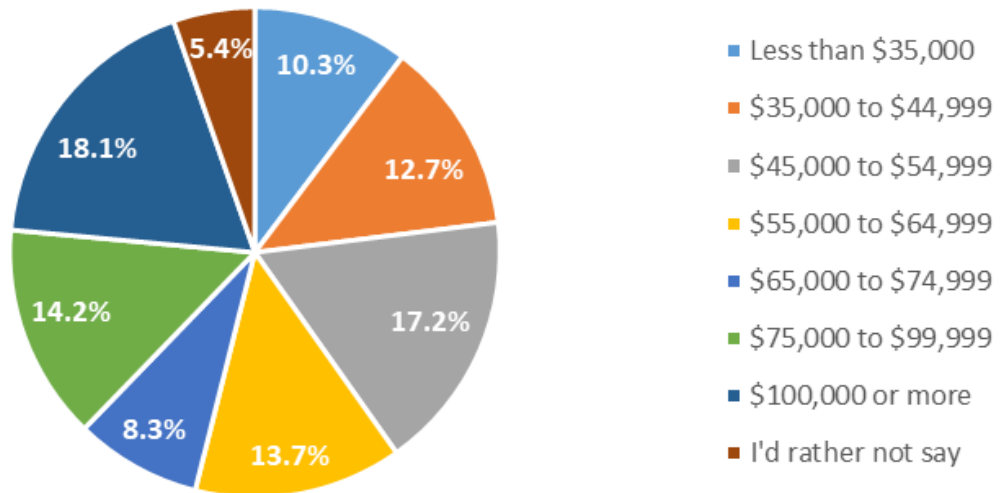
TCSPP Overall Respondents, 1 Year Post-Graduation (AY 2018-2019)



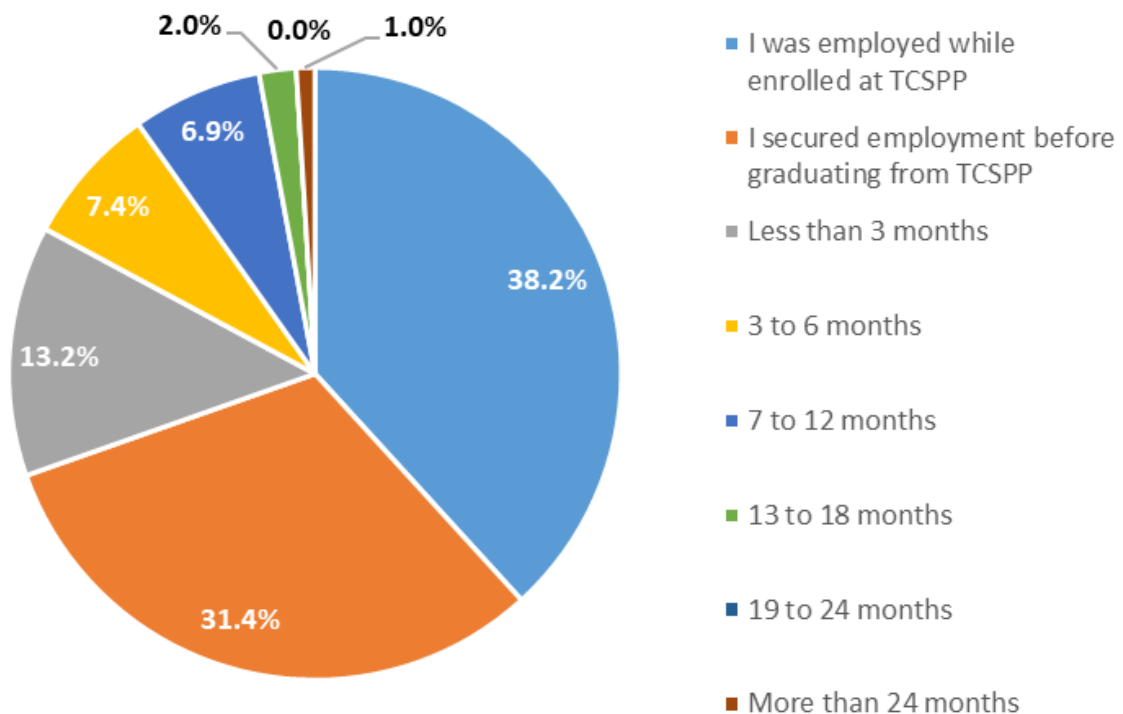
Of the 9.7% of respondents who are not employed, 82.6% are seeking employment, while 17.4% are not. Additionally, 12.3% of the not employed respondents are continuing students, and 2.2% are retired.

Of the respondents who are currently employed, 88.7% are employed in their field of study, 21.1% are self-employed, and 89.2% are working full time.

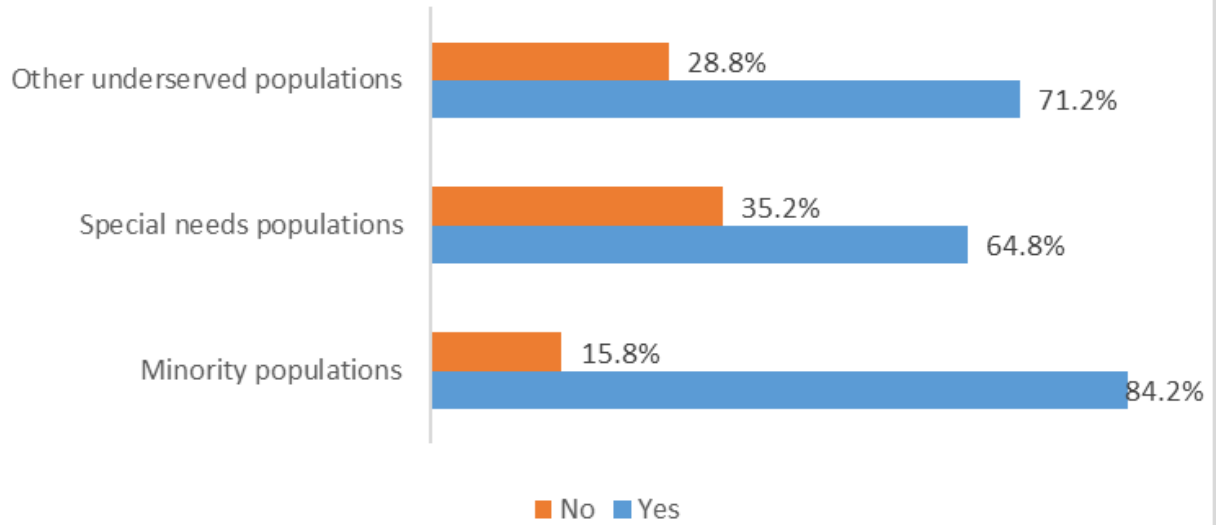
What is your current annual salary?



How long after graduating did you secure employment?



In this job, do you serve minority, special needs, and/or other underserved populations?



Are you licensed in your field?

	(n = 228)
Yes.	29.4%
No, but I plan to become licensed.	40.4%
No, and I do NOT plan to become licensed.	25.4%
There is no licensure option in my field.	4.8%

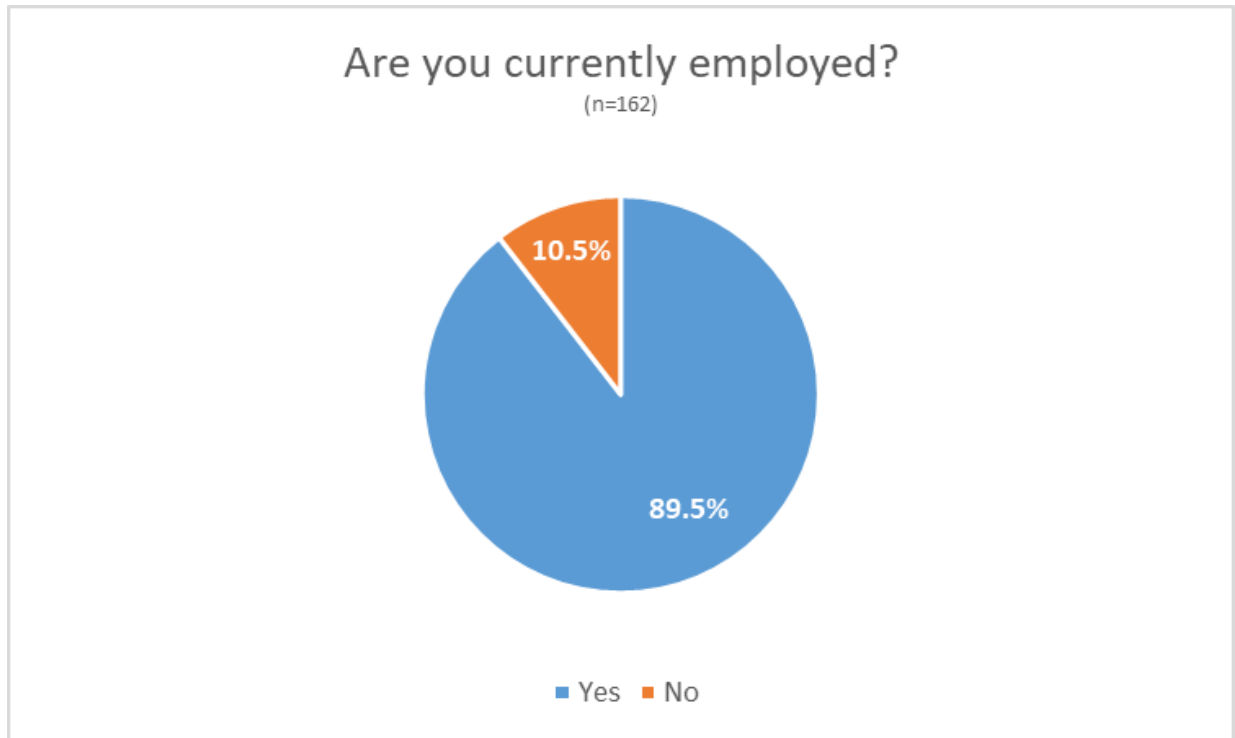
License Type	(n = 69)
Licensed Behavior Analyst (LBA)	8
Licensed Clinical Professional Counselor (LCPC)	5
Licensed Clinical Psychologist/ Licensed Psychologist (LCP/ LP)	21
Licensed Marriage and Family Therapist (LMFT)	0
Licensed Professional Clinical Counselor (LPCC)	0
Licensed Professional Counselor (LPC)	16
Nationally Certified School Psychologist	4
Other (please specify)	15

Are you certified in your field?

	(n = 228)
Yes.	23.2%
No, but I plan to become certified.	35.1%
No, and I do NOT plan to become certified.	7.9%
There is no certification option in my field.	33.8%

Certification Type	(n = 37)
Board Certified Behavioral Analyst (BCBA)	9
Board Certified Behavioral Analyst (BCBA-D)	5
Nationally Certified Counselor (NCC)	11
Professional in Human Resources (PHR)	0
School Psychology Certificate	2
Six Sigma any belt	0
Society for Human Resource Management (SHRM - any certification)	2
Other (please specify)	8

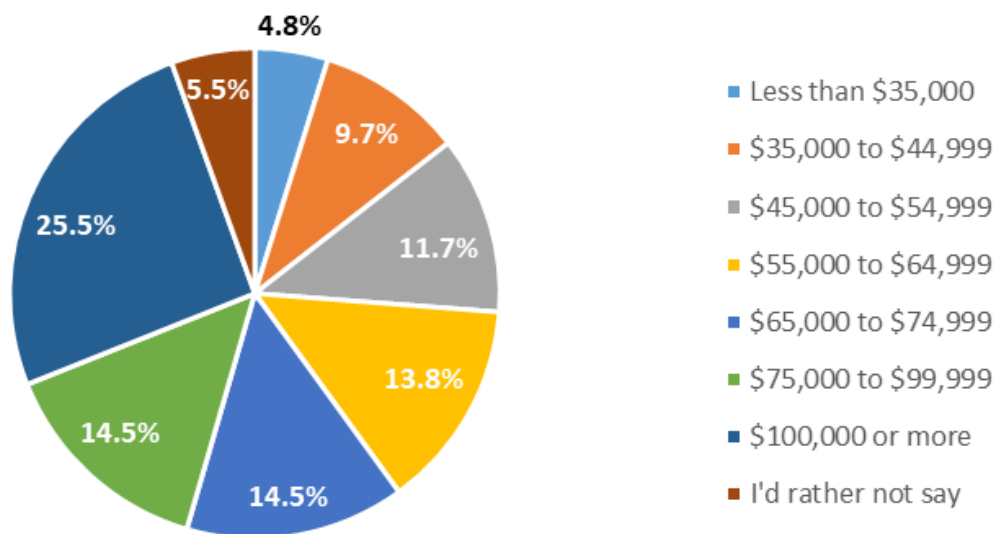
TCSPP Overall Respondents, 3 Year Post-Graduation (AY 2016-2017)



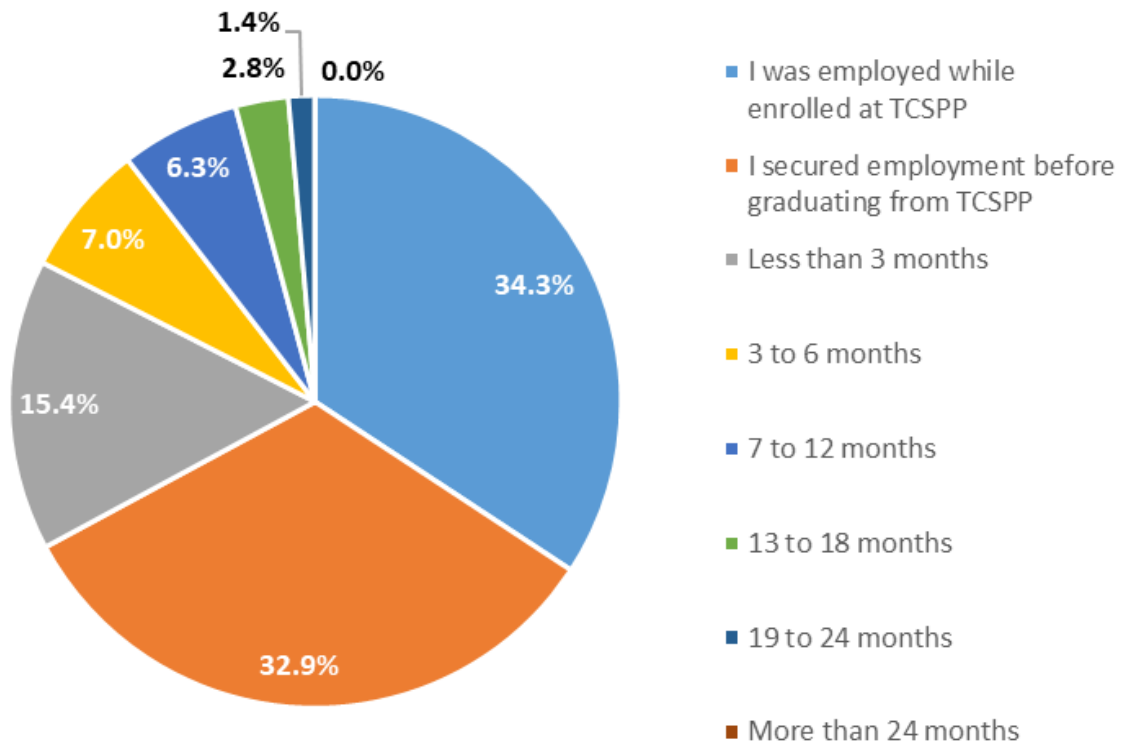
Of the 10.5% of respondents who are not employed, 88.2% are seeking employment, while 11.8% are not. Additionally, 10.6% of the not employed respondents are continuing students, and 0.6% are retired.

Of the respondents who are currently employed, 94.5% are employed in their field of study, 30.6% are self-employed, and 89% are working full time.

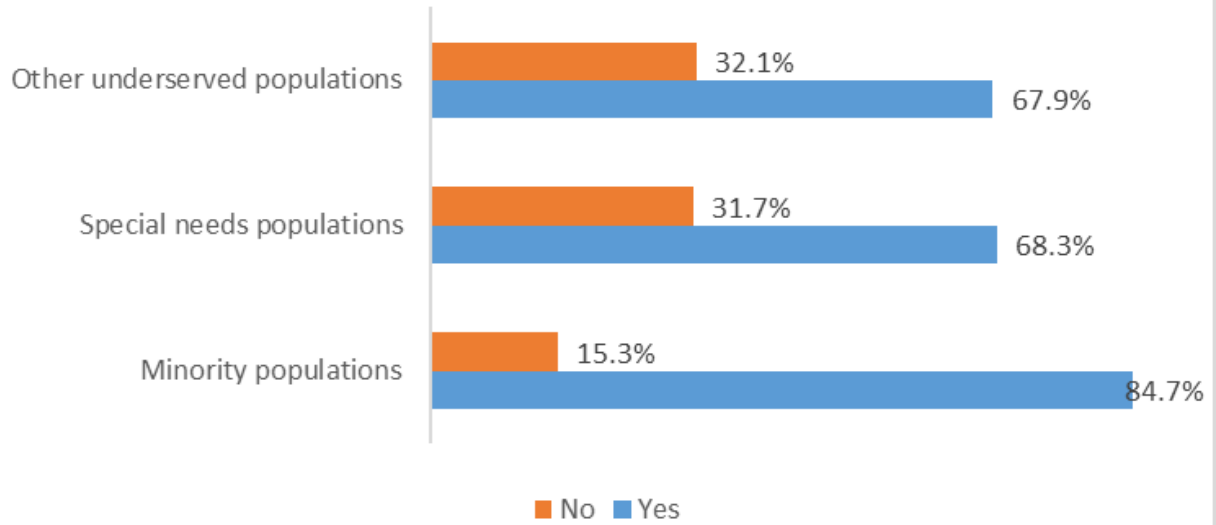
What is your current annual salary?



How long after graduating did you secure employment?



In this job, do you serve minority, special needs, and/or other underserved populations?



Are you licensed in your field?

	(n = 162)
Yes.*	51.2%
No, but I plan to become licensed.	25.9%
No, and I do NOT plan to become licensed.	20.4%
There is no licensure option in my field.	2.5%

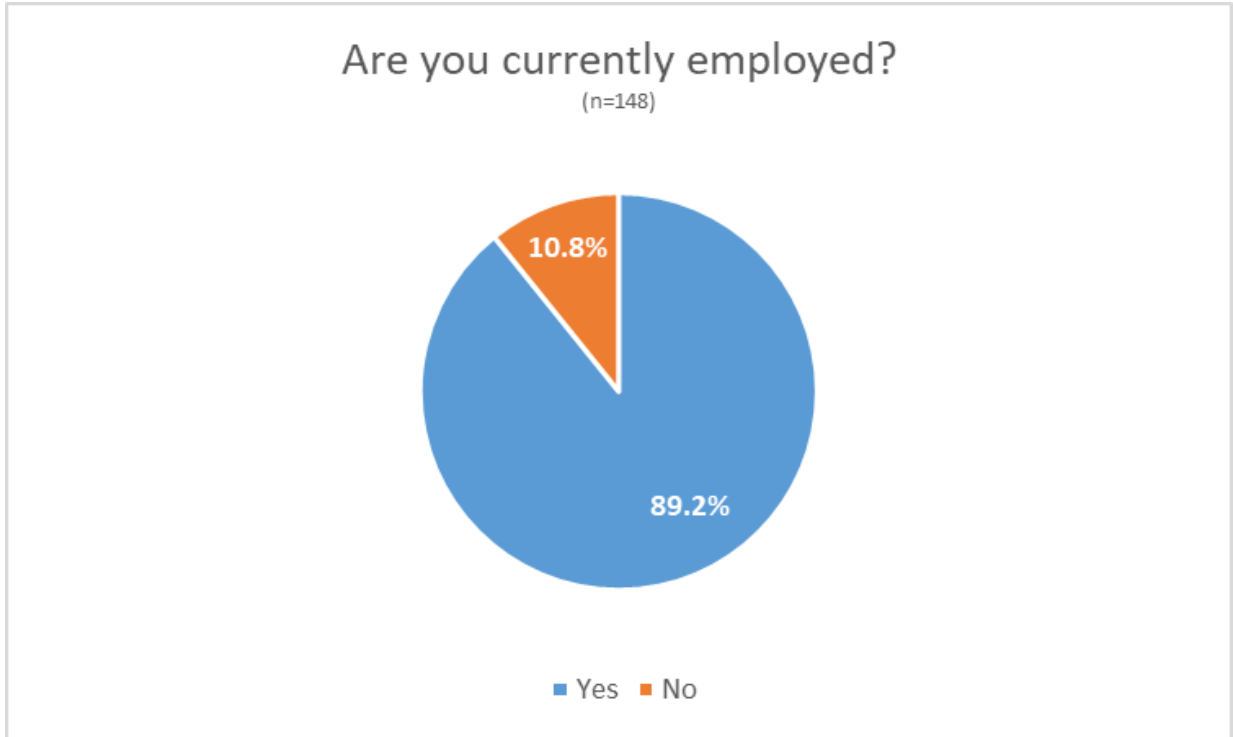
License Type	(n = 93)
Licensed Behavior Analyst (LBA)	5
Licensed Clinical Professional Counselor (LCPC)	7
Licensed Clinical Psychologist/ Licensed Psychologist (LCP/ LP)	44
Licensed Marriage and Family Therapist (LMFT)	7
Licensed Professional Clinical Counselor (LPCC)	1
Licensed Professional Counselor (LPC)	13
Nationally Certified School Psychologist	5
Other (please specify)	11

Are you certified in your field?

	(n = 160)
Yes.*	23.1%
No, but I plan to become certified.	30.0%
No, and I do NOT plan to become certified.	13.1%
There is no certification option in my field.	33.8%

Certification Type	(n = 30)
Board Certified Behavioral Analyst (BCBA)	12
Board Certified Behavioral Analyst (BCBA-D)	2
Nationally Certified Counselor (NCC)	1
Professional in Human Resources (PHR)	0
School Psychology Certificate	4
Six Sigma any belt	1
Society for Human Resource Management (SHRM - any certification)	2
Other (please specify)	8

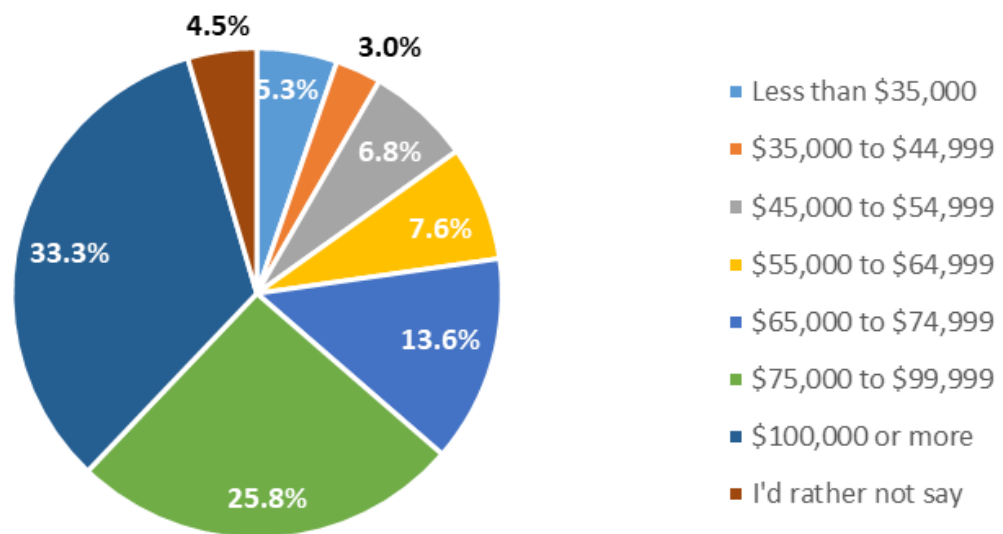
TCSPP Overall Respondents, 5 Year Post-Graduation (AY 2014-2015)



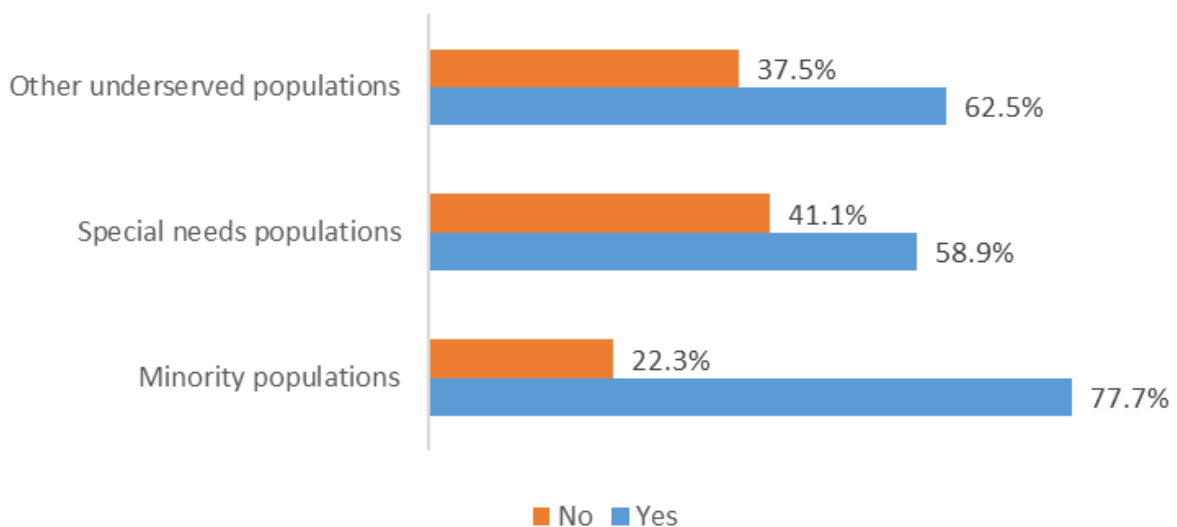
Of the 10.8% of respondents who are not employed, 50% are seeking employment, while 50% are not. Additionally, 6.8% of the not employed respondents are continuing students, and 4.1% are retired.

Of the respondents who are currently employed, 85.6% are employed in their field of study, 30.3% are self-employed, and 90.2% are working full time.

What is your current annual salary?



In this job, do you serve minority, special needs, and/or other underserved populations?



Are you licensed in your field?

	(n = 148)
Yes.*	57.4%
No, but I plan to become licensed.	12.2%
No, and I do NOT plan to become licensed.	21.6%
There is no licensure option in my field.	8.8%

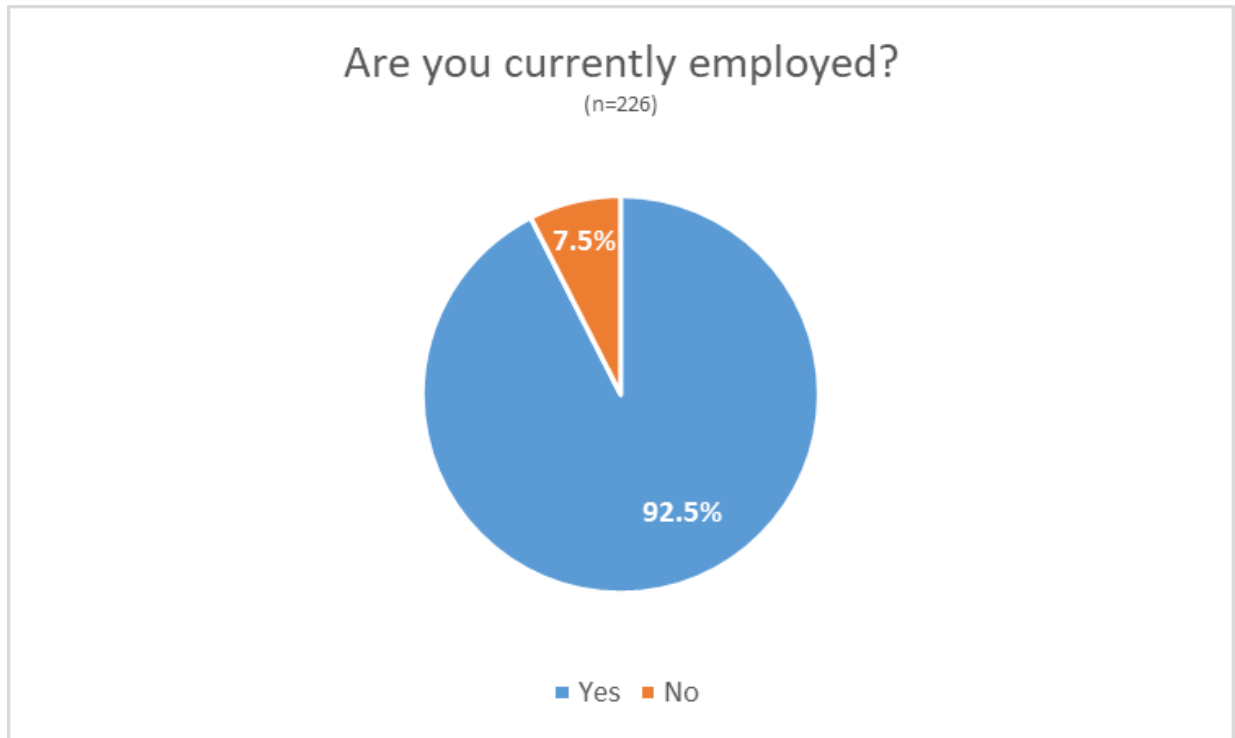
License Type	(n = 108)
Licensed Behavior Analyst (LBA)	1
Licensed Clinical Professional Counselor (LCPC)	9
Licensed Clinical Psychologist/ Licensed Psychologist (LCP/ LP)	54
Licensed Marriage and Family Therapist (LMFT)	4
Licensed Professional Clinical Counselor (LPCC)	1
Licensed Professional Counselor (LPC)	16
Nationally Certified School Psychologist	4
Other (please specify)	19

Are you certified in your field?

	(n = 147)
Yes.*	26.5%
No, but I plan to become certified.	20.4%
No, and I do NOT plan to become certified.	16.3%
There is no certification option in my field.	36.7%

Certification Type	(n = 31)
Board Certified Behavioral Analyst (BCBA)	11
Board Certified Behavioral Analyst (BCBA-D)	0
Nationally Certified Counselor (NCC)	3
Professional in Human Resources (PHR)	1
School Psychology Certificate	5
Six Sigma any belt	0
Society for Human Resource Management (SHRM - any certification)	1
Other (please specify)	10

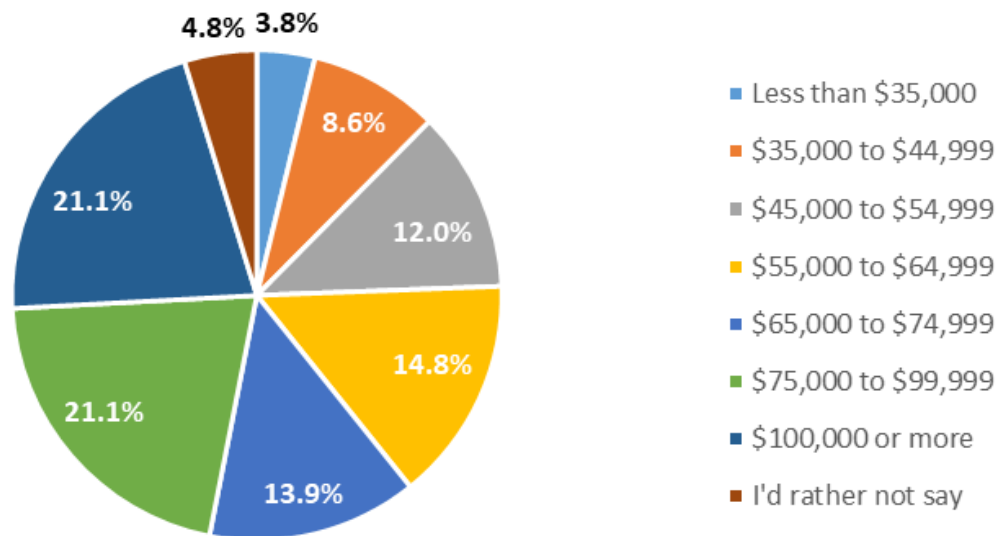
Overall TCSP-Chicago Respondents



Of the 7.5% of respondents who are not employed, 70.6% are seeking employment, while 29.4% are not. Additionally, 3.5% of the not employed respondents are continuing students.

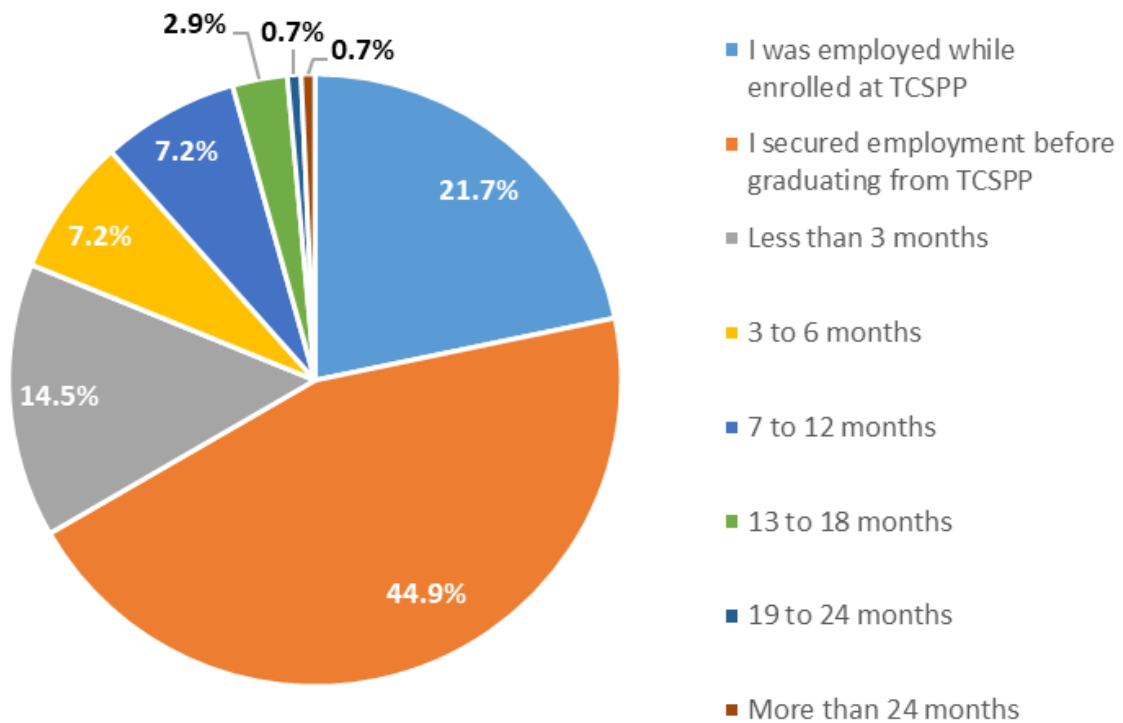
Of the respondents who are currently employed, 98.1% are employed in their field of study, 22% are self-employed, and 92.3% are working full time.

What is your current annual salary?

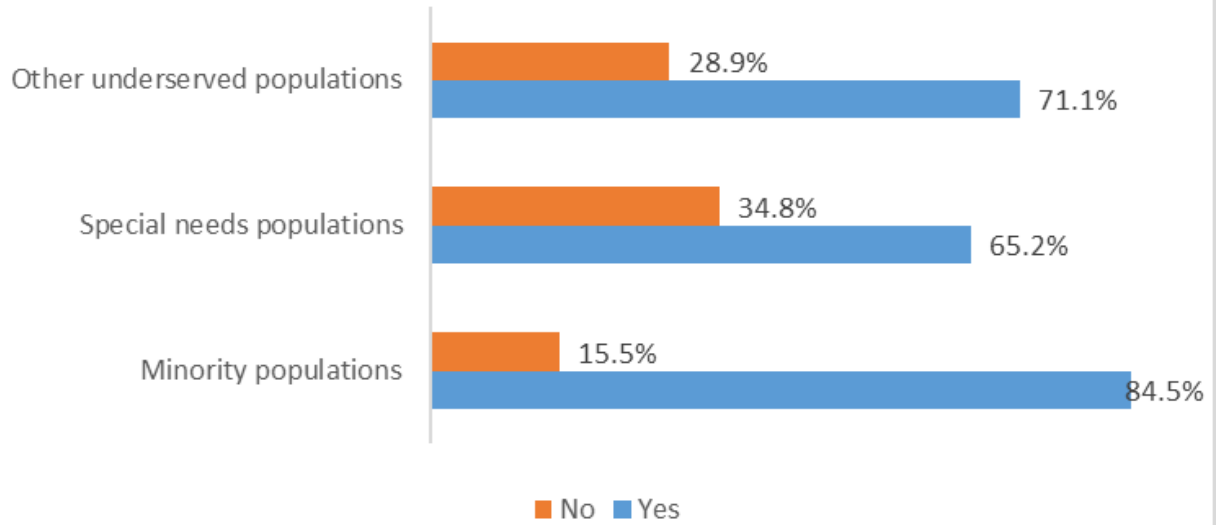


How long after graduating did you secure employment?

(Asked of AY16-17 and AY18-19 graduates)



In this job, do you serve minority, special needs, and/or other underserved populations?



Are you licensed in your field?

	(n = 226)
Yes.*	60.6%
No, but I plan to become licensed.	21.2%
No, and I do NOT plan to become licensed.	13.7%
There is no licensure option in my field.	4.4%

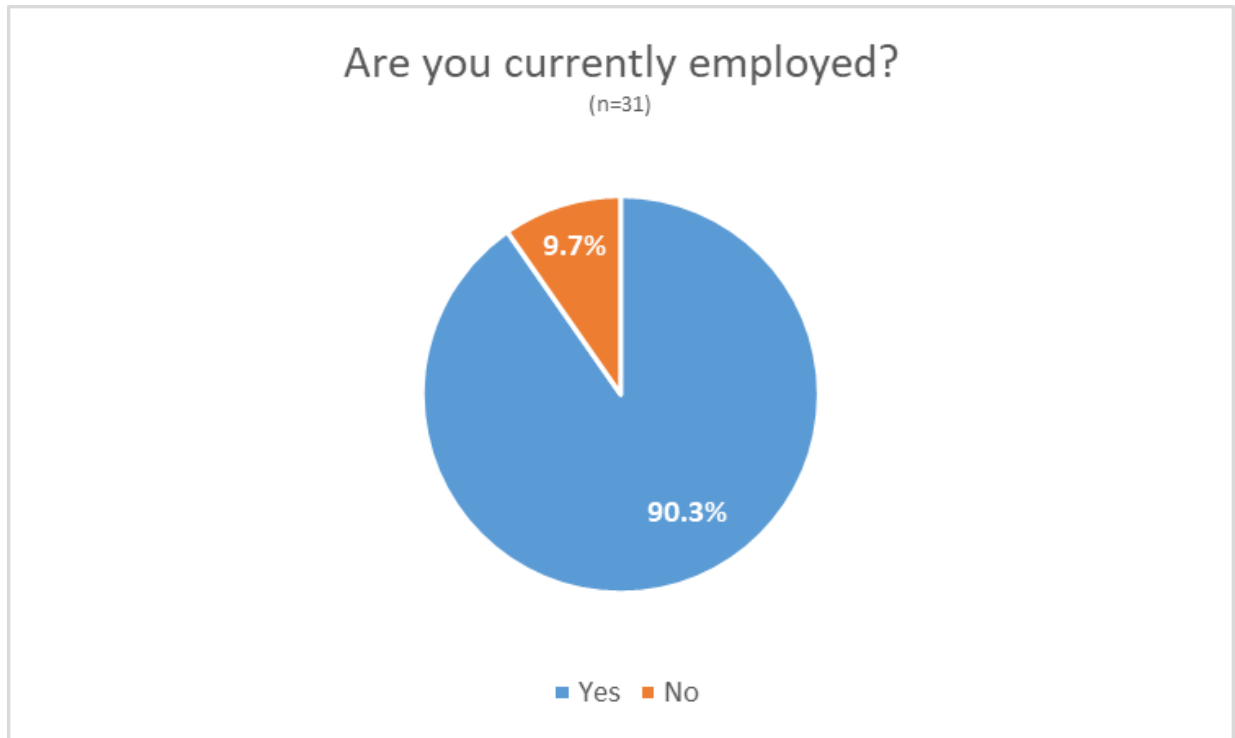
License Type	(n = 166)
Licensed Behavior Analyst (LBA)	2
Licensed Clinical Professional Counselor (LCPC)	14
Licensed Clinical Psychologist/ Licensed Psychologist (LCP/ LP)	82
Licensed Marriage and Family Therapist (LMFT)	2
Licensed Professional Clinical Counselor (LPCC)	1
Licensed Professional Counselor (LPC)	32
Nationally Certified School Psychologist	12
Other (please specify)	21

Are you certified in your field?

	(n = 224)
Yes.*	23.7%
No, but I plan to become certified.	26.8%
No, and I do NOT plan to become certified.	15.6%
There is no certification option in my field.	33.9%

Certification Type	(n = 40)
Board Certified Behavioral Analyst (BCBA)	10
Board Certified Behavioral Analyst (BCBA-D)	1
Nationally Certified Counselor (NCC)	5
Professional in Human Resources (PHR)	1
School Psychology Certificate	10
Six Sigma any belt	0
Society for Human Resource Management (SHRM - any certification)	2
Other (please specify)	11

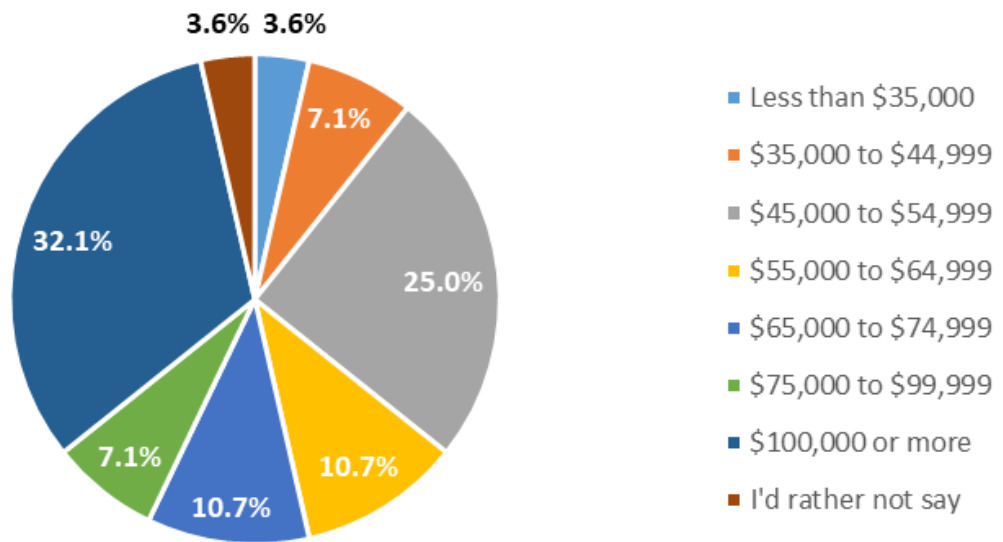
Overall TCSP- Irvine Respondents



Of the 9.7% of respondents who are not employed, 75% are seeking employment, while 25% are not. Additionally, 18.8% of the not employed respondents are continuing students, and 3.1% are retired.

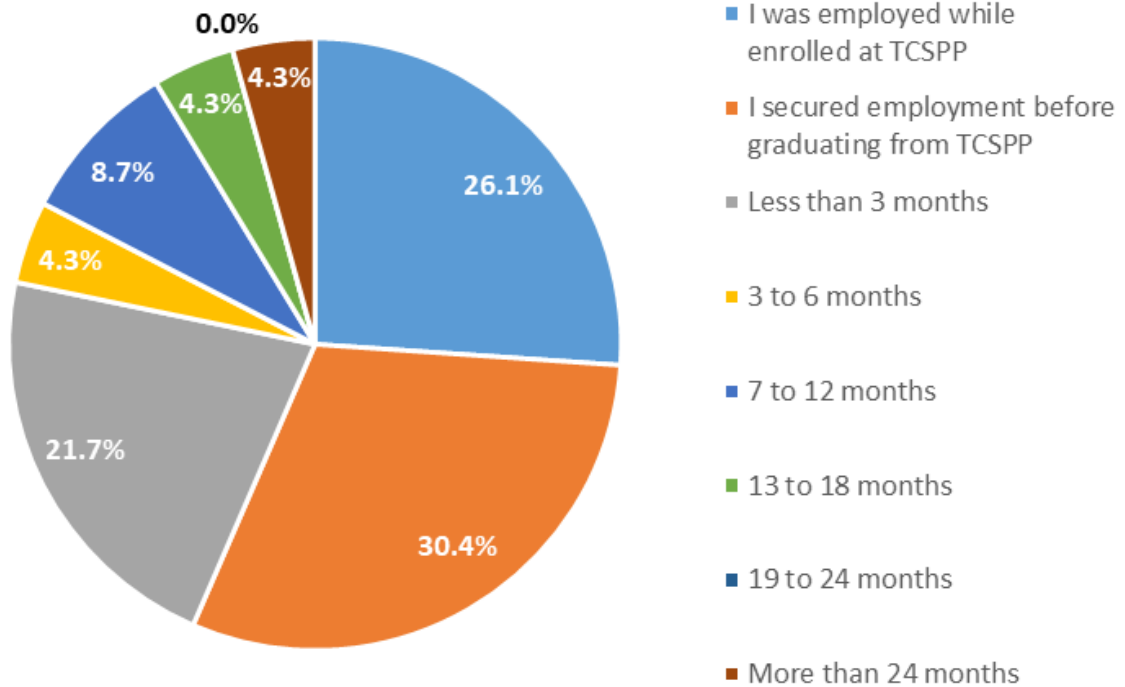
Of the respondents who are currently employed, 82.1% are employed in their field of study, 21.4% are self-employed, and 96.4% are working full time.

What is your current annual salary?

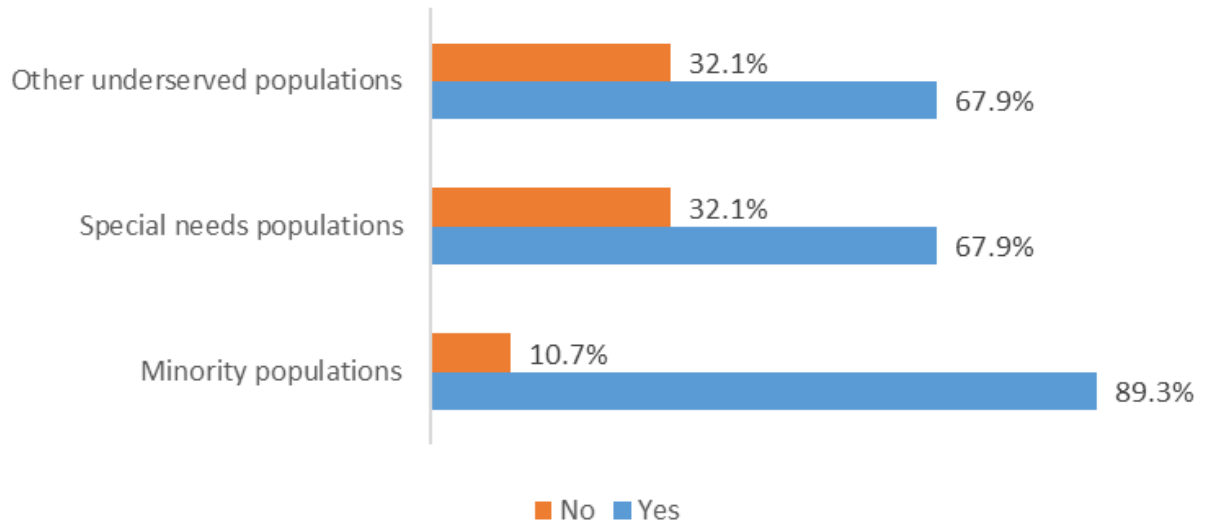


How long after graduating did you secure employment?

(Asked of AY16-17 and AY18-19 graduates)



In this job, do you serve minority, special needs, and/or other underserved populations?



Are you licensed in your field?

	(n = 32)
Yes.*	21.9%
No, but I plan to become licensed.	59.4%
No, and I do NOT plan to become licensed.	15.6%
There is no licensure option in my field.	3.1%

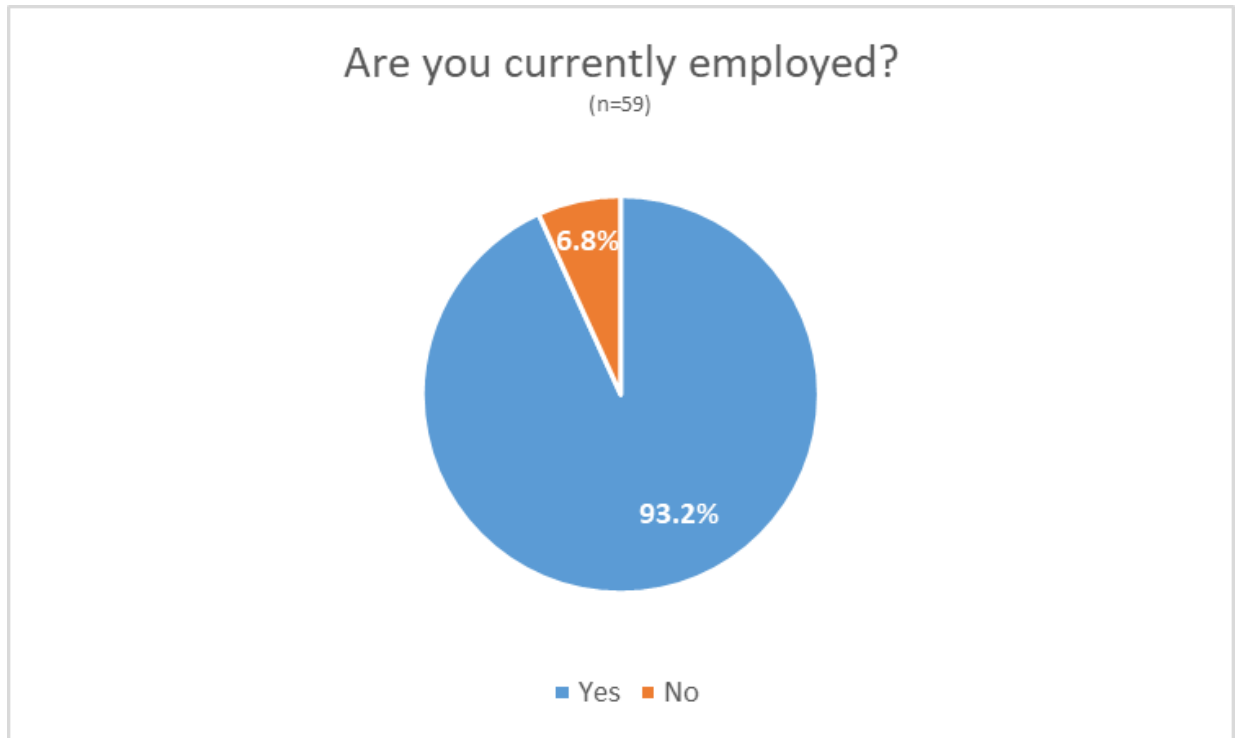
License Type	(n = 8)
Licensed Behavior Analyst (LBA)	0
Licensed Clinical Professional Counselor (LCPC)	1
Licensed Clinical Psychologist/ Licensed Psychologist (LCP/ LP)	4
Licensed Marriage and Family Therapist (LMFT)	2
Licensed Professional Clinical Counselor (LPCC)	0
Licensed Professional Counselor (LPC)	0
Nationally Certified School Psychologist	0
Other (please specify)	1

Are you certified in your field?

	(n = 32)
Yes.*	9.4%
No, but I plan to become certified.	25.0%
No, and I do NOT plan to become certified.	6.3%
There is no certification option in my field.	59.4%

Certification Type	(n = 3)
Board Certified Behavioral Analyst (BCBA)	1
Board Certified Behavioral Analyst (BCBA-D)	0
Nationally Certified Counselor (NCC)	0
Professional in Human Resources (PHR)	0
School Psychology Certificate	1
Six Sigma any belt	0
Society for Human Resource Management (SHRM - any certification)	0
Other (please specify)	1

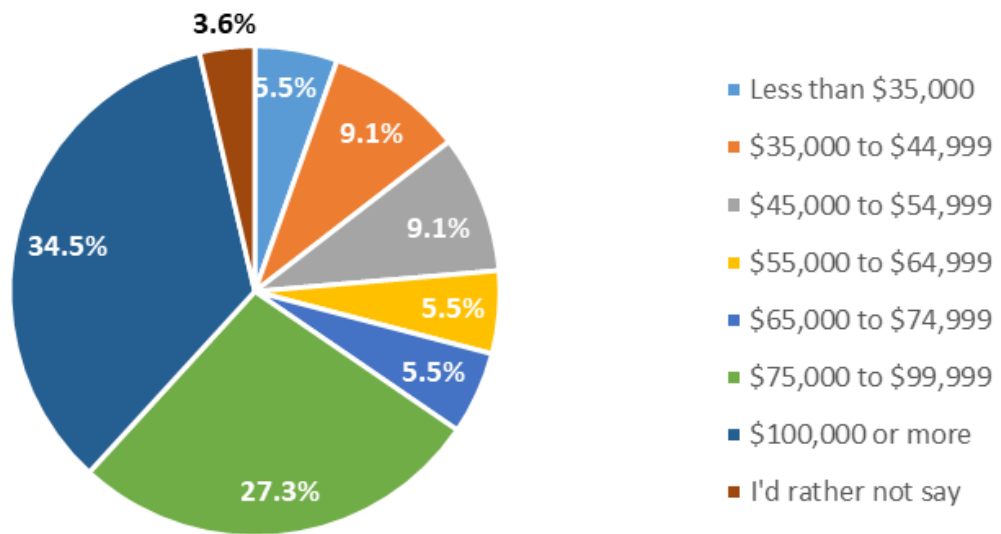
Overall TCSPP-Los Angeles Respondents



Of the 6.8% of respondents who are not employed, 100% are seeking employment. Additionally, 10.3% of the not employed respondents are continuing students, and 1.7% are retired.

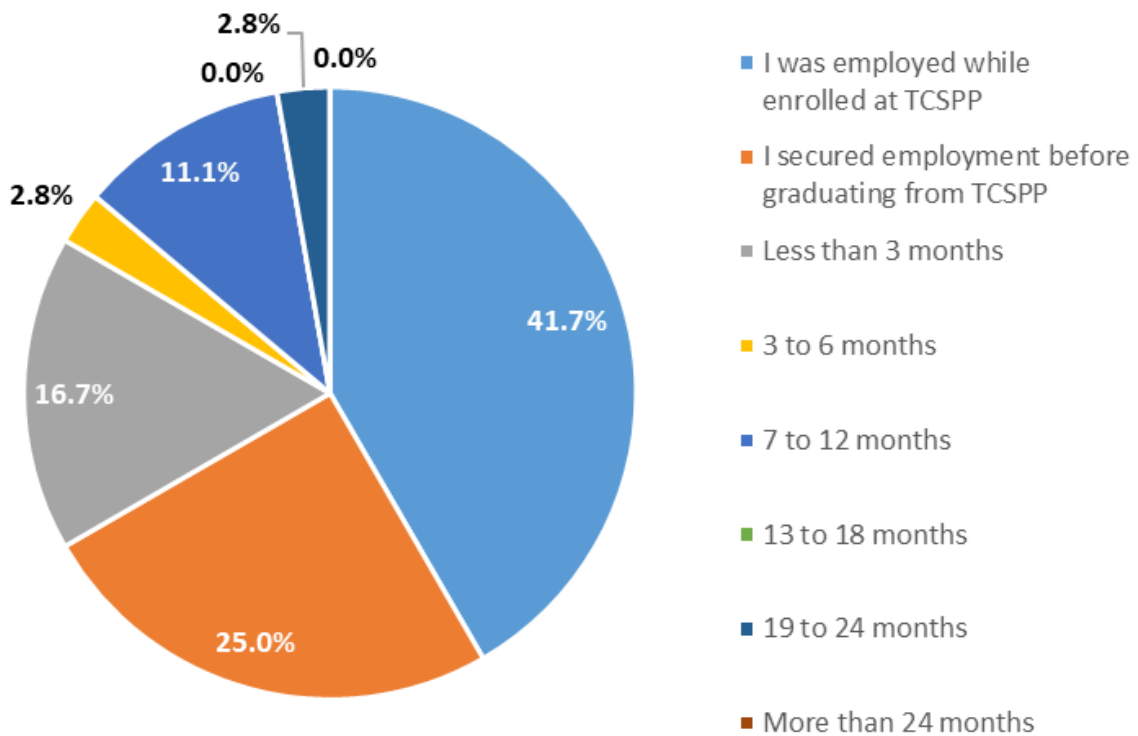
Of the respondents who are currently employed, 96.4% are employed in their field of study, 47.3% are self-employed, and 87.3% are working full time.

What is your current annual salary?

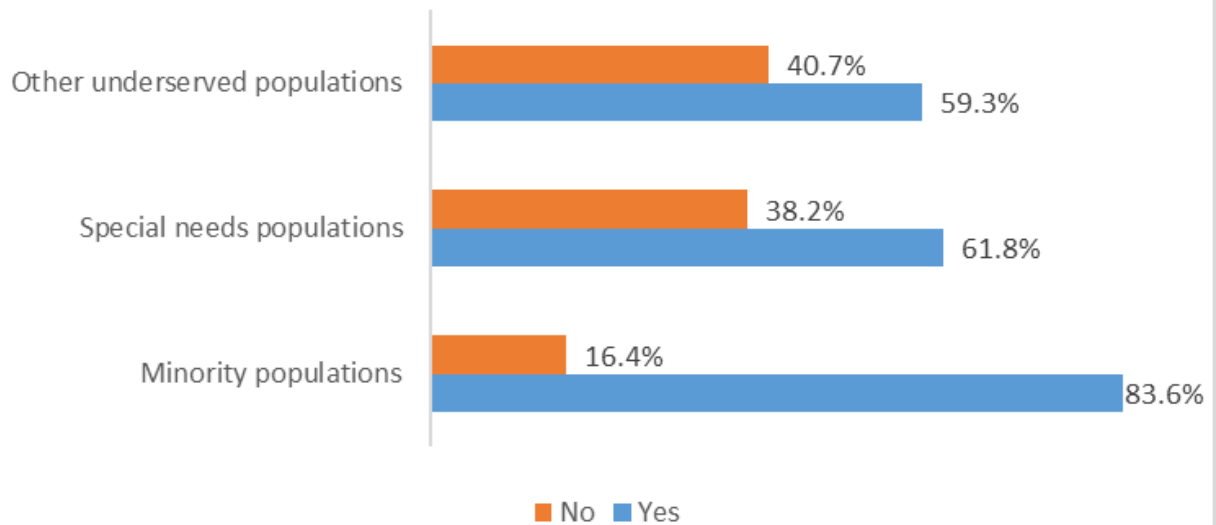


How long after graduating did you secure employment?

(Asked of AY16-17 and AY18-19 graduates)



In this job, do you serve minority, special needs, and/or other underserved populations?



Are you licensed in your field?

	(n = 59)
Yes.*	45.8%
No, but I plan to become licensed.	23.7%
No, and I do NOT plan to become licensed.	28.8%
There is no licensure option in my field.	1.7%

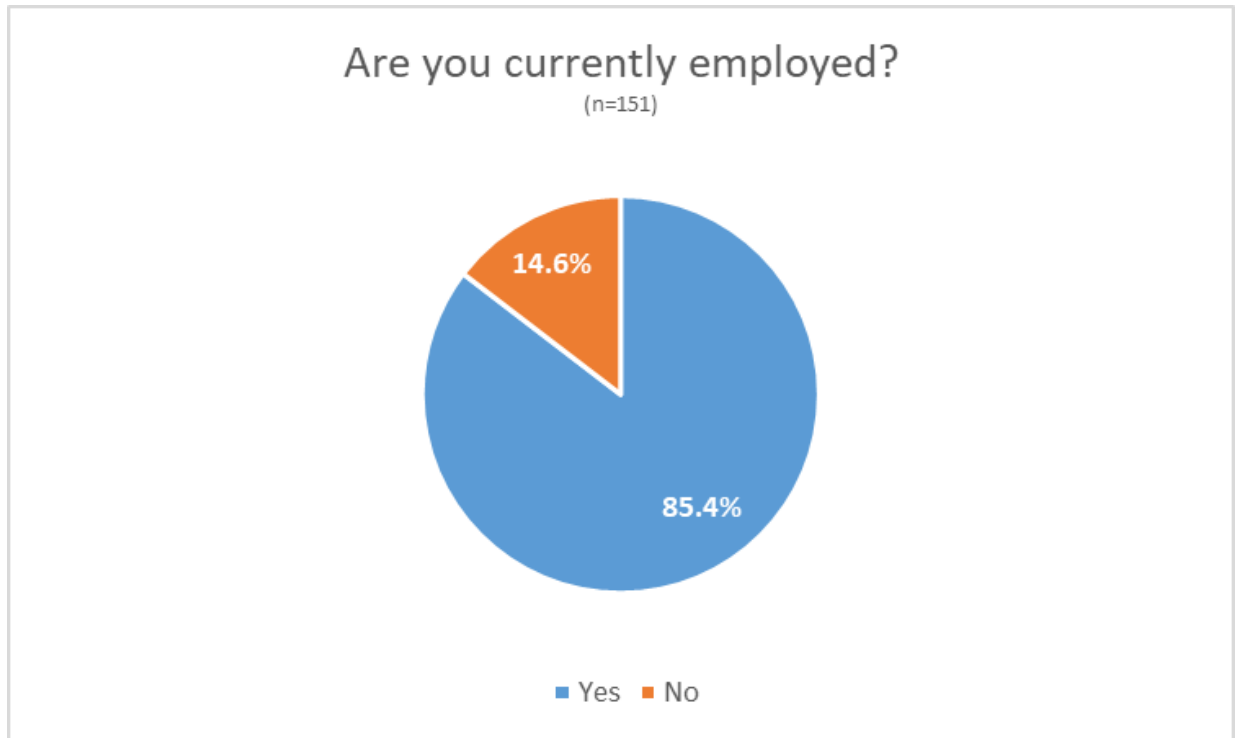
License Type	(n = 31)
Licensed Behavior Analyst (LBA)	1
Licensed Clinical Professional Counselor (LCPC)	0
Licensed Clinical Psychologist/ Licensed Psychologist (LCP/ LP)	20
Licensed Marriage and Family Therapist (LMFT)	3
Licensed Professional Clinical Counselor (LPCC)	1
Licensed Professional Counselor (LPC)	2
Nationally Certified School Psychologist	0
Other (please specify)	4

Are you certified in your field?

	(n = 59)
Yes.*	37.3%
No, but I plan to become certified.	28.8%
No, and I do NOT plan to become certified.	11.9%
There is no certification option in my field.	22.0%

Certification Type	(n = 18)
Board Certified Behavioral Analyst (BCBA)	9
Board Certified Behavioral Analyst (BCBA-D)	1
Nationally Certified Counselor (NCC)	1
Professional in Human Resources (PHR)	0
School Psychology Certificate	0
Six Sigma any belt	1
Society for Human Resource Management (SHRM - any certification)	1
Other (please specify)	5

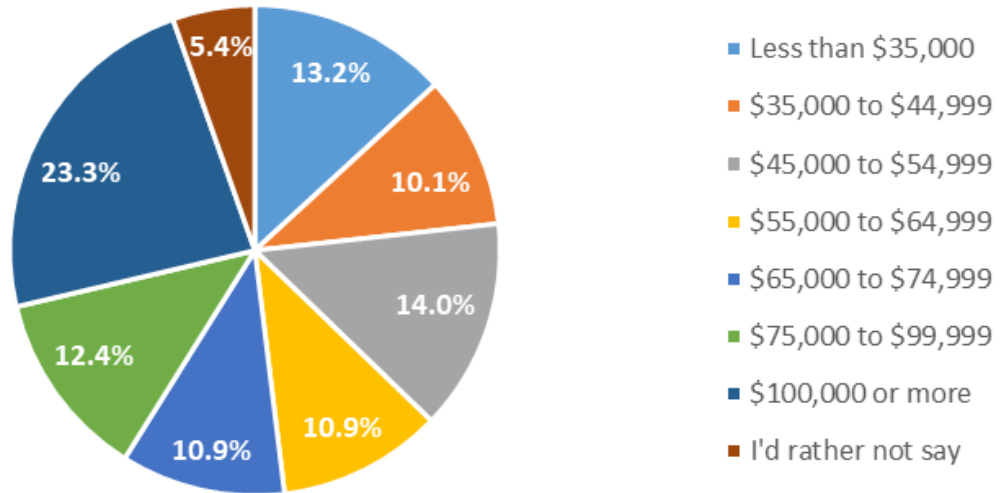
Overall TCSP-Online Respondents



Of the 14.6% of respondents who are not employed, 77.3% are seeking employment, while 22.7% are not. Additionally, 18.7% of the not employed respondents are continuing students, and 4.6% are retired.

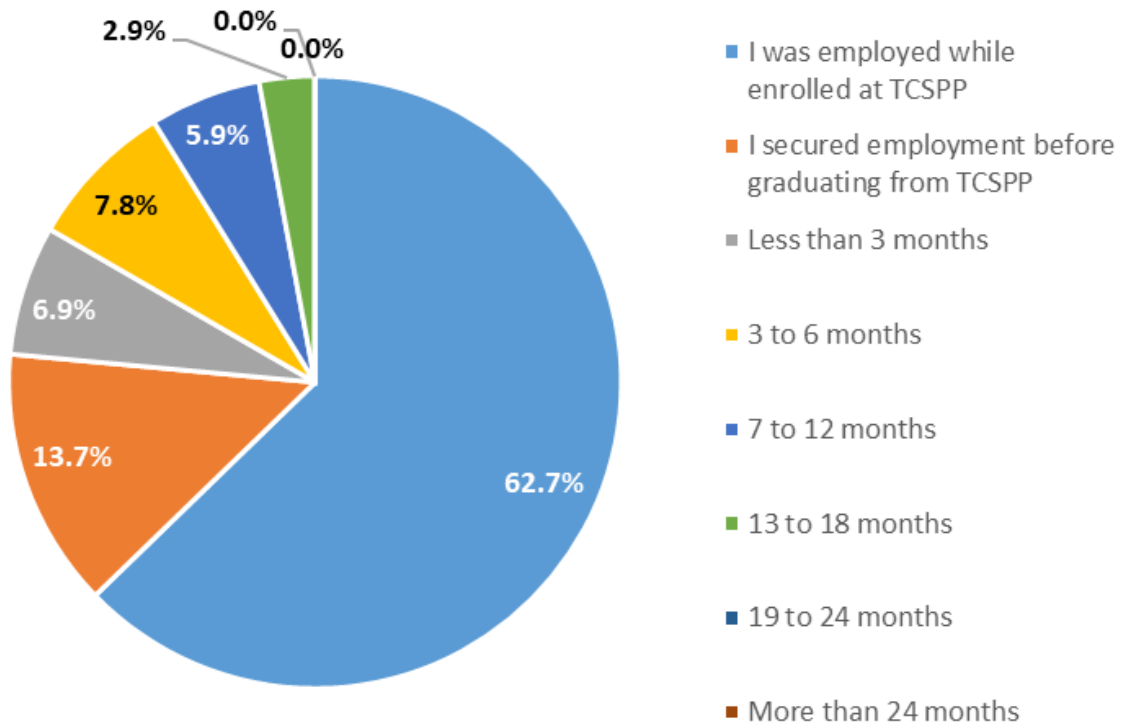
Of the respondents who are currently employed, 76% are employed in their field of study, 21.7% are self-employed, and 84.5% are working full time.

What is your current annual salary?

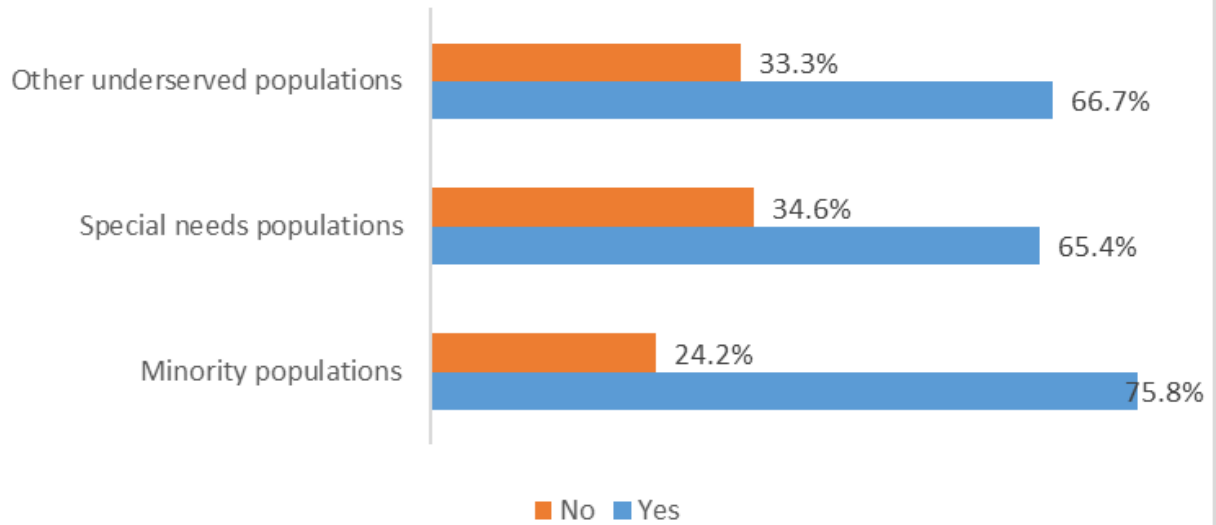


How long after graduating did you secure employment?

(Asked of AY16-17 and AY18-19 graduates)



In this job, do you serve minority, special needs, and/or other underserved populations?



Are you licensed in your field?

	(n = 151)
Yes.*	22.5%
No, but I plan to become licensed.	27.2%
No, and I do NOT plan to become licensed.	41.1%
There is no licensure option in my field.	9.3%

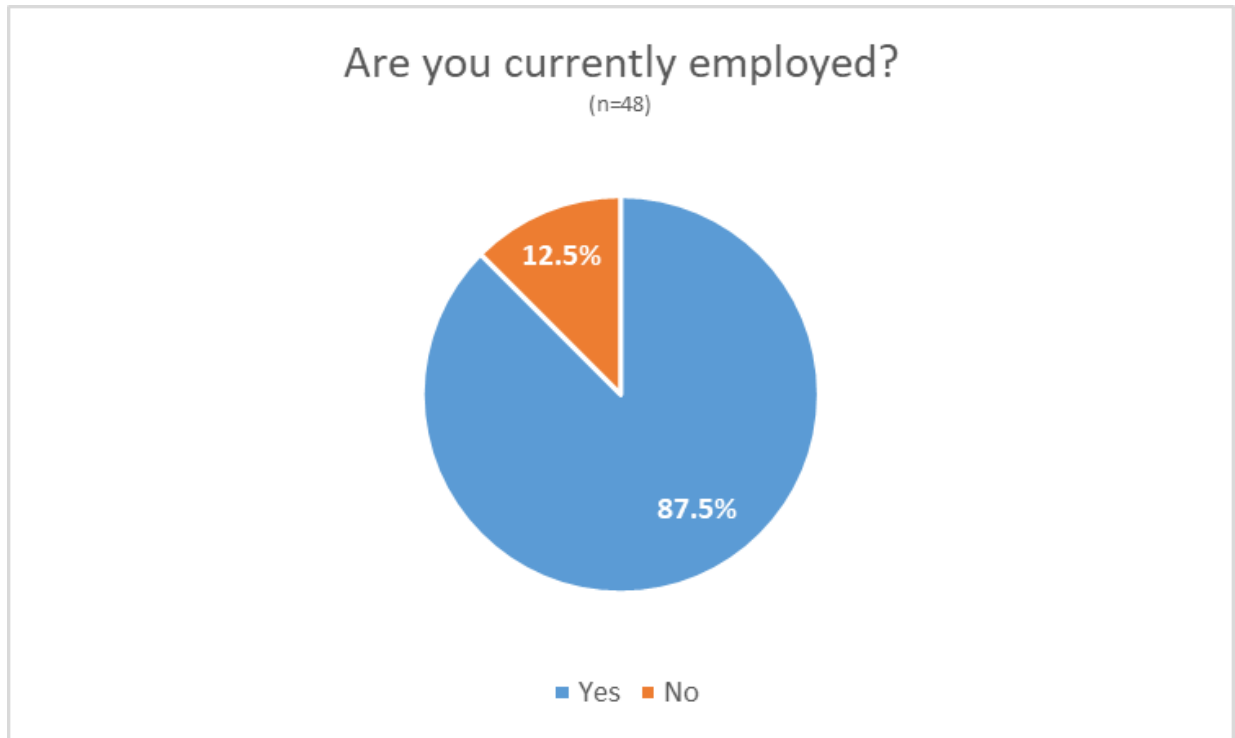
License Type	(n = 28)
Licensed Behavior Analyst (LBA)	11
Licensed Clinical Professional Counselor (LCPC)	2
Licensed Clinical Psychologist/ Licensed Psychologist (LCP/ LP)	1
Licensed Marriage and Family Therapist (LMFT)	0
Licensed Professional Clinical Counselor (LPCC)	0
Licensed Professional Counselor (LPC)	5
Nationally Certified School Psychologist	1
Other (please specify)	8

Are you certified in your field?

	(n = 151)
Yes.*	26.5%
No, but I plan to become certified.	29.1%
No, and I do NOT plan to become certified.	7.9%
There is no certification option in my field.	36.4%

Certification Type	(n = 32)
Board Certified Behavioral Analyst (BCBA)	12
Board Certified Behavioral Analyst (BCBA-D)	5
Nationally Certified Counselor (NCC)	6
Professional in Human Resources (PHR)	0
School Psychology Certificate	0
Six Sigma any belt	0
Society for Human Resource Management (SHRM - any certification)	2
Other (please specify)	7

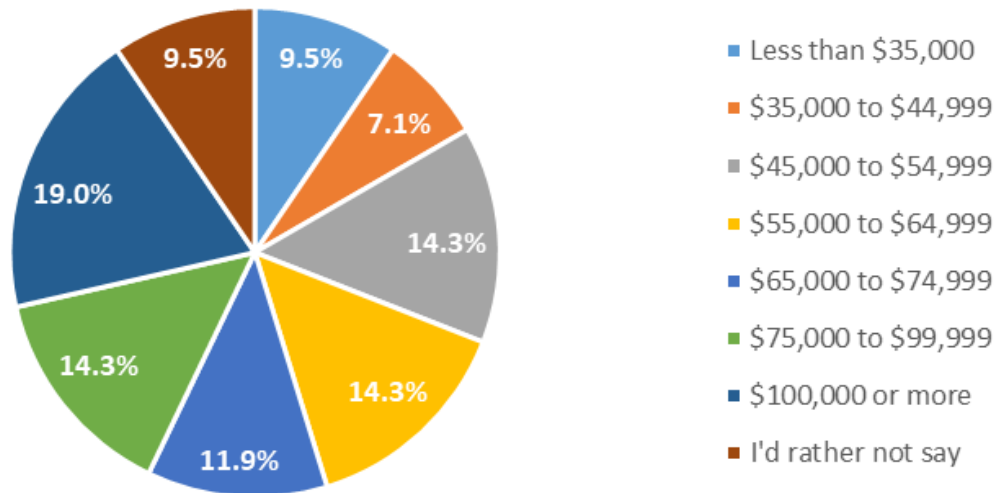
Overall TCSPP-Washington, DC Respondents



Of the 12.5% of respondents who are not employed, 66.7% are seeking employment, while 33.3% are not. Additionally, 12.5% of the not employed respondents are continuing students, and 4.2% are retired.

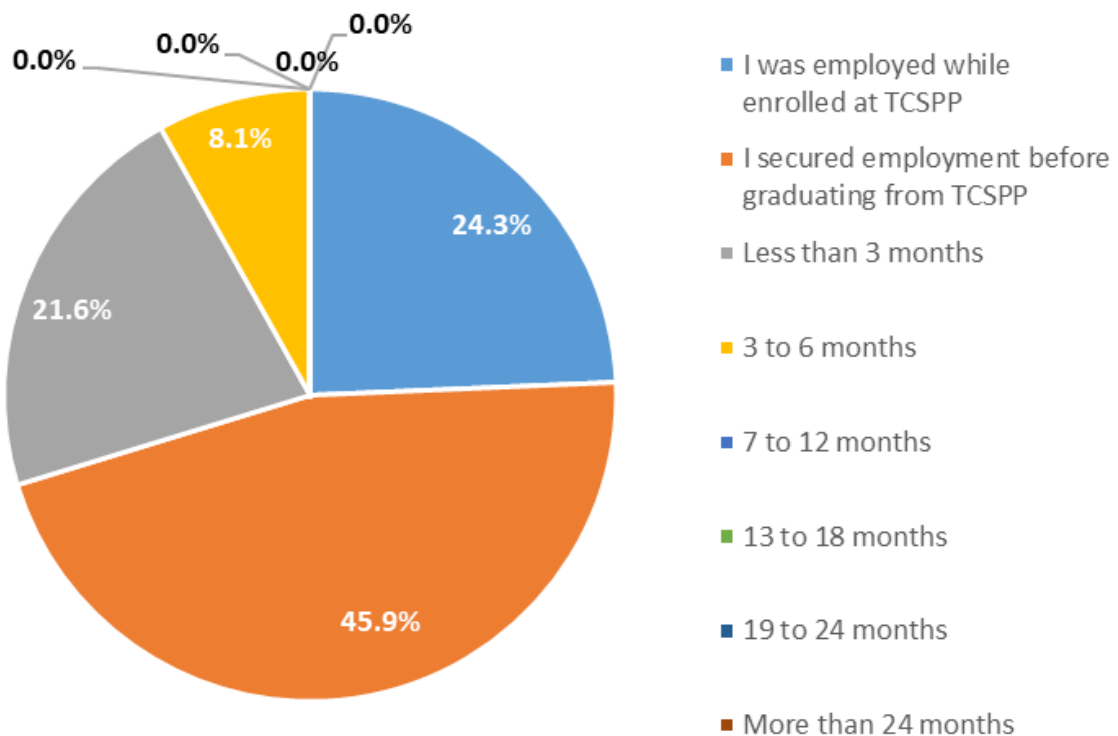
Of the respondents who are currently employed, 83.3% are employed in their field of study, 26.2% are self-employed, and 92.9% are working full time.

What is your current annual salary?

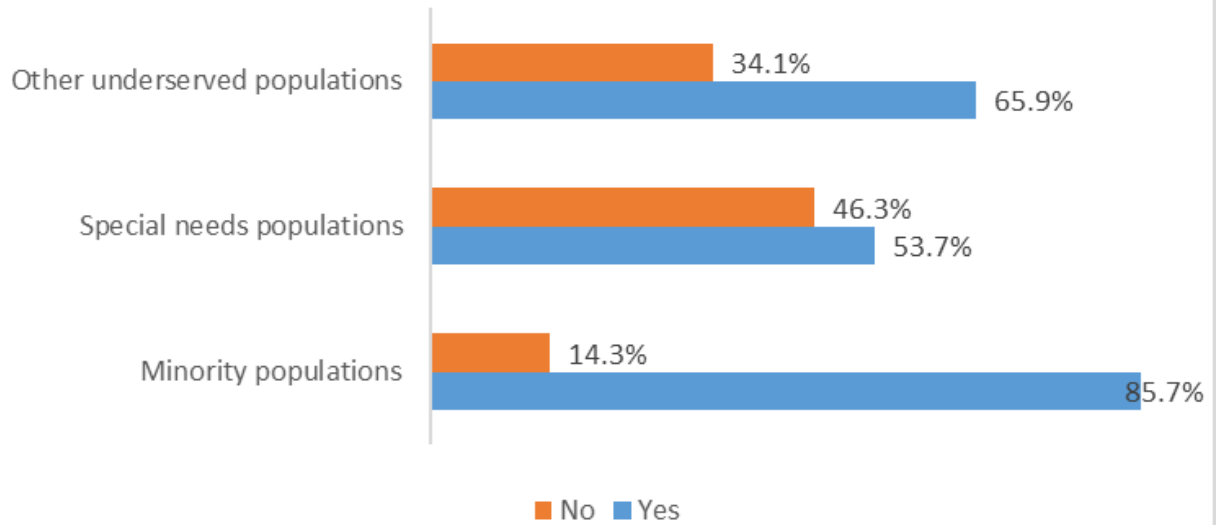


How long after graduating did you secure employment?

(Asked of AY16-17 and AY18-19 graduates)



In this job, do you serve minority, special needs, and/or other underserved populations?



Are you licensed in your field?

	(n = 48)
Yes.*	35.4%
No, but I plan to become licensed.	47.9%
No, and I do NOT plan to become licensed.	14.6%
There is no licensure option in my field.	2.1%

License Type	(n = 20)
Licensed Behavior Analyst (LBA)	0
Licensed Clinical Professional Counselor (LCPC)	4
Licensed Clinical Psychologist/ Licensed Psychologist (LCP/ LP)	7
Licensed Marriage and Family Therapist (LMFT)	0
Licensed Professional Clinical Counselor (LPCC)	0
Licensed Professional Counselor (LPC)	4
Nationally Certified School Psychologist	0
Other (please specify)	5

Are you certified in your field?

	(n = 47)
Yes.*	10.6%
No, but I plan to become certified.	53.2%
No, and I do NOT plan to become certified.	6.4%
There is no certification option in my field.	29.8%

Certification Type	(n = 4)
Board Certified Behavioral Analyst (BCBA)	0
Board Certified Behavioral Analyst (BCBA-D)	0
Nationally Certified Counselor (NCC)	3
Professional in Human Resources (PHR)	0
School Psychology Certificate	0
Six Sigma any belt	0
Society for Human Resource Management (SHRM - any certification)	0
Other (please specify)	1