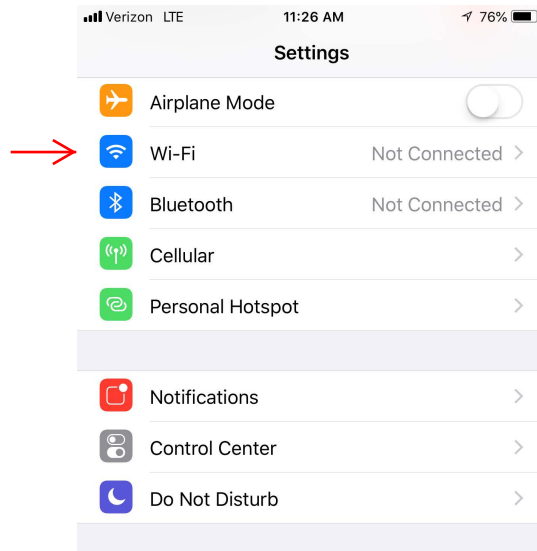


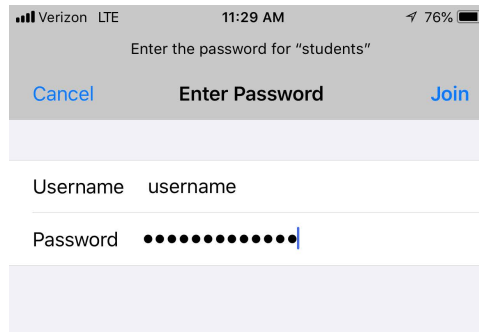
WI-FI SETUP ON IPHONES



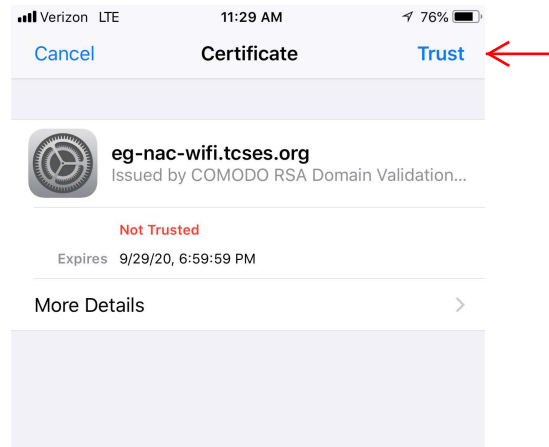
1.) Access the Settings application on your Iphone. Click on W-Fi.



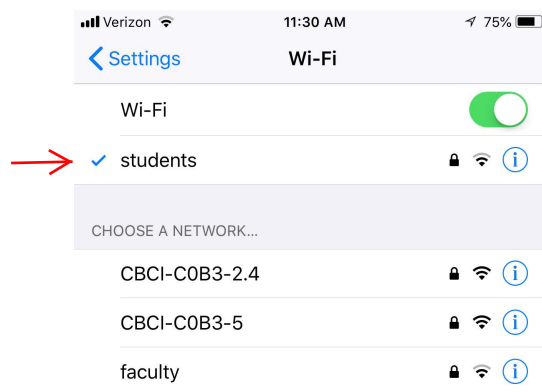
2.) Select faculty or students from the Choose A Network list.



3.) Type your username and password. Your username are the characters before @ego.thschool.edu or @thechicagoschool.edu.



4.) On the top right of the screen, click on Trust to accept the network certificate and join the Wi-Fi.



5.) You will notice a checkmark next to the Wi-Fi.